


Ernest N. Morial New Orleans Exhibition Hall Authority
New Orleans Public Facility Management, Inc.



REGULAR MEETING OF THE
BOARD OF DIRECTORS/COMMISSIONERS
WEDNESDAY, FEBRUARY 28, 2024, 2:00 P.M.

2024

The background of the slide is a composite image. The left half features a bridge structure, likely the Tacoma Narrows Bridge, with a warm orange overlay. The right half shows a city skyline at night with a cool blue overlay. A large, solid orange circle is centered on the slide, containing the text.

NOPFMI AGENDA



Regular Meeting of the Board of Directors
New Orleans Public Facility Management, Inc. (NOPFMI)
Authority Boardroom – 900 Convention Center Blvd., New Orleans, LA 70130
Livestream: <https://attendee.gotowebinar.com/register/4094313458398282072>
Audio Only: 1 (415) 655-0060 | Access Code: 701-343-747

AGENDA

Wednesday, February 28, 2024
2:00 pm.

After the meeting is convened, the Board of Directors will consider the following items:

- I. Call to Order
- II. Public Comment – The Louisiana Open Meetings Law provides the public with the opportunity to address this Board prior to it taking any action on an agenda item at the meeting. Members of the public can provide comment by email to comments@mccno.com or in person. Email comments will be read aloud up to two (2) minutes each. People wishing to speak in person must fill out a speaker card and submit it to staff at the meeting. Speakers will be allowed 2 minutes to make comments.
- III. Approval of NOPFMI Board Meeting Minutes of January 24, 2024
- IV. Resolution 2024.1 – Granting Signature Authority
- V. Sales & Marketing Report
- VI. Operations Report
- VII. Other Business
- VIII. Next Regular Scheduled Meeting: Wednesday, March 27, 2024
- IX. Motion to Adjourn

The background of the slide is a composite image. The left half features a close-up, low-angle view of a large steel truss bridge, with its intricate lattice of beams and supports. The right half shows a wide-angle view of a city skyline at dusk or night, with several tall buildings illuminated against a dark sky. A large, solid orange circle is centered over the image, containing the text.

NOPFMI MEETING MINUTES

MEETING MINUTES OF THE BOARD OF DIRECTORS
NEW ORLEANS PUBLIC FACILITY MANAGEMENT, INC.

A Meeting of the Board of Directors of New Orleans Public Facility Management, Inc. was held on Wednesday, January 24, 2024.

Director Ellis called the meeting to order at 2:08 p.m. and asked for a roll call. The results were as follows:

| | |
|--------------------|---------|
| Geri Broussard | Absent |
| Stephen Caputo | Present |
| Edgar Chase, IV | Present |
| David Ellis | Present |
| Ronald Guidry | Present |
| Robert Hammond | Present |
| Don Hubbard | Present |
| Eddie Jacobs | Absent |
| Ralph Mahana | Absent |
| Jerry Reyes | Absent |
| Melvin J. Rodrigue | Present |
| Camille Whitworth | Present |
| Eric Wright | Present |

The total number present at roll call was nine (9).

Director Ellis asked for public comments of agenda items. There were none.

Director Ellis requested a motion to approve the NOPFMI Board Meeting Minutes of December 13, 2023. Director Whitworth moved approval, seconded by Director Wright. Motion approved.

Tim Hemphill presented the Sales & Marketing report.

Adam Straight presented the Operations Report.

Director Rodrigue moved approval of Air Compressor Maintenance – Ingersoll-Rand Industrial US Inc. Motion seconded by Director Hammond. Motion approved.

Director Caputo moved approval of Procurement of Uniforms – Cintas Corporation No 2. Motion seconded by Director Whitworth. Motion approved.

Director Caputo moved approval of Pest Control Services – Bay Pest Control. Motion seconded by Director Wright. Motion approved.

Director Rodrigue moved approval of Maintenance for Linear Park Fountain-Pool and Spa Center. Motion seconded by Director Guidry. Motion approved.

Director Guidry moved approval of Mardi Gras Event Recycling – REALCYCLE, L3C. Motion seconded by Director Caputo. Motion approved.

There was no Other Business to come before the Board.

Director Ellis asked for a motion to adjourn. Director Guidry moved adjournment, seconded by Director Hammond. Motion approved and the meeting adjourned at 2:32 p.m.

ATTEST: _____
CAMILLE WHITWORTH, SECRETARY

:rsa



RESOLUTION

RESOLUTION 2024.1 – GRANTING SIGNATURE AUTHORITY

WHEREAS, on February 28, 2018, the governing authorities of both the Ernest N. Morial New Orleans Exhibition Hall Authority (Authority) and the New Orleans Public Facility Management Inc. (NOPFMI) passed Resolution 2018.3, whereby they authorized the President/CEO, Michael J. Sawaya, to sign any and all documents on behalf of these organizations and, at his discretion, delegate certain signing authority of certain documents to the executive management team;

WHEREAS, the Authority and NOPFMI renewed this authorization in Resolution 2021.7 and Resolution 2022.11;

WHEREAS, the Authority and NOPFMI wish to renew the authorization given in Resolution 2018.3 and renewed in Resolution 2021.7 and Resolution 2022.11;

BE IT ESTABLISHED, by this resolution that the President/CEO, Michael J. Sawaya, be authorized to sign any and all documents on behalf of these organizations and, at his discretion, delegate certain signing authority of certain documents to the executive management team as follows:

- Chief Administrative Officer to be signatory for all disbursement documents;
- Chief Administrative Officer to execute contracts with the exception of Facility Use Contracts and Parking Contracts;
- Chief Commercial Officer to execute Facility Use Contracts and Parking Contracts;
- Chief Administrative Officer to be signatory for routine - operational documents;
- Chief Operating Officer to be secondary signatory for contracts if the Chief Administrative Officer is not able to execute.

BE IT RESOLVED, at the February 28, 2024, regular meeting of the Board of Directors of the New Orleans Public Facility Management, Inc. Director _____ moved to approve signature authority and Director _____ seconded the motion.

The foregoing resolution having been submitted to a vote, the vote resulted as follows:



SALES AND MARKETING REPORT

SUMMARY OF BOOKING ACTIVITY

DEFINITE BOOKINGS– JANUARY 2024

| Dates | | Account | Event | Attendees | Room Nights | Occupied Space Days |
|-------------------|---|---|-------------|-----------|-------------|------------------------|
| 05/21/24-05/21/24 | InspireNOLA Schools | InspireNOLA Schools Graduations | | 3,000 | 0 | 2 |
| 08/14/24-08/14/24 | Hispanic Chamber of Commerce of Louisiana | HCC-Hispanic Chamber of Commerce of Louisiana Tradeshow | | 400 | 100 | 4 |
| 09/27/24-09/28/24 | Nola Coffee Experience | Nola Coffee Festival | | 2,000 | 80 | 3 |
| 12/15/24-12/17/24 | Emerald X, LLC | ACE | | 1,000 | 2,750 | 18 |
| 01/16/25-01/18/25 | Varsity Spirit, LLC | Mardi Gras New Orleans Grand Nationals | | 7,500 | 500 | 12 |
| 12/10/32-12/19/32 | Diversified Communications | The International Workboat Show | | 14,000 | 11,598 | 85 |
| 11/30/33-12/02/33 | Diversified Communications | The International Workboat Show | | 14,000 | 6,215 | 93 |
| 12/09/34-12/18/34 | Diversified Communications | The International Workboat Show | | 14,000 | 6,215 | 92 |
| 11/24/35-12/03/35 | Diversified Communications | The International Workboat Show | | 14,000 | 6,215 | 93 |
| 11/29/36-12/08/36 | Diversified Communications | The International Workboat Show | | 14,000 | 6,215 | 93 |
| 03/04/37-03/06/37 | National Automobile Dealers Association | NADA Convention and Expo/ATD Convention | | 15,000 | 45,975 | 149 |
| 12/15/37-12/17/37 | Diversified Communications | The International Workboat Show | | 14,000 | 11,598 | 84 |
| 11/27/38-12/06/38 | Diversified Communications | The International Workboat Show | | 14,000 | 11,598 | 93 |
| 11/26/39-12/05/39 | Diversified Communications | The International Workboat Show | | 14,000 | 6,215 | 100 |
| 12/08/40-12/17/40 | Diversified Communications | The International Workboat Show | | 14,000 | 6,215 | 92 |
| Totals: | | | Events - 15 | 154,900 | 121,489 | 1,013 |

Events that became firm last month are projected to generate \$274,324 million in economic impact to the New Orleans metro area.

SUMMARY OF BOOKING ACTIVITY

EVENTS BOOKED AS TENTATIVE– JANUARY 2024

| Dates | | Account | Event | Attendees | Room Nights | Occupied Space Days |
|-------------------|--|---|-------------------------------------|-----------|-------------|------------------------|
| 09/03/24-09/04/24 | | American Express Global Business Travel | Microsoft Exchange Conference | 4,000 | 4,000 | 30 |
| 12/23/24-12/23/24 | | Les Galants, Inc. | Les Galants-Squires Mardi Gras Ball | 300 | 0 | 2 |
| 01/02/25-01/05/25 | | Young Men Illinois Club Inc. | Young Men Illinois Club Inc. | 600 | 0 | 8 |
| 04/22/25-04/24/25 | | Zoho Corporation | Annual Software Conference | 2,500 | 1,200 | 17 |
| 12/02/25-12/04/25 | | Diversified Communications | The Running Event | 4,500 | 4,742 | 34 |
| 02/04/26-02/06/26 | | Veeva Systems | US Field Systems Kickoff | 22,000 | 8,864 | 14 |
| 03/10/26-03/12/26 | | Palisades Convention Management | GOMAC Tech 26 | 800 | 1,350 | 5 |
| 05/30/26-05/31/26 | | Whataburger Restaurants, LP | WAB Leadership Summit | 3,000 | 5,240 | 20 |
| 10/26/26-10/28/26 | | Restaurant Brands International | RBI- Tim Horton's Convention 2026 | 2,000 | 3,210 | 22 |
| 01/24/27-01/26/27 | | Veeva Systems | VVA-US Field Systems Kickoff | 2,900 | 9,669 | 14 |
| 07/28/27-07/31/27 | | National Alliance on Mental Illness | NAMI Annual Convention | 3,000 | 3,170 | 10 |
| 08/01/27-08/05/27 | | Association for Computing Machinery | ACM- SIGGRAPH 2027 | 14,500 | 20,263 | 40 |
| 07/31/27-08/05/27 | | Association of Latino Professionals for America | ALPFA Annual Convention | 2,500 | 10,100 | 16 |
| 08/05/27-08/12/27 | | Association of Latino Professionals for America | ALPFA | 2,500 | 10,100 | 16 |
| 09/08/27-09/13/27 | | Heart Failure Society of America | HFSA Anual Scientific Meeting | 3,000 | 4,250 | 36 |
| 10/05/27-10/07/27 | | PSMJ Resources, Inc. | PSMJ- METALCON | 5,500 | 4,100 | 32 |
| 01/23/28-01/25/28 | | Veeva Systems | VVA-US Field Kickoff | 2,600 | 10,475 | 14 |
| 03/30/28-04/07/28 | | Independent Community Bankers of America | ICBA - Annual | 1,800 | 5,560 | 27 |
| 07/12/28-07/15/28 | | Kiwanis International | Kiwanis International Convention | 3,500 | 5,150 | 33 |

Events that became firm last month are projected to generate \$258,031 million in economic impact to the New Orleans metro area.

SUMMARY OF BOOKING ACTIVITY

EVENTS BOOKED AS TENTATIVE– JANUARY 2024(CONTINUED)

| Dates | | Account | Event | Attendees | Room Nights | Occupied Space Days |
|-------------------|--|---|---|-----------|-------------|------------------------|
| 08/13/28-08/17/28 | | Association for Computing Machinery | ACM- SIGGRAPH 2028 | 14,500 | 20,263 | 40 |
| 08/13/28-08/17/28 | | Intelligent Transportation Society of America | ITSA World Congress | 6,000 | 5,231 | 18 |
| 08/20/28-08/26/28 | | National Alliance on Mental Illness | NAM Annual Convention | 3,000 | 3,170 | 18 |
| 09/25/28-09/28/28 | | Petco Animal Supply Store | Annual Leadership Summit | 2,200 | 5,010 | 36 |
| 10/12/28-10/14/28 | | American Orthopaedic Foot & Ankle Society | AOFAS- Annual Meeting 2028 | 1,200 | 3,385 | 21 |
| 10/25/28-10/29/28 | | American Society of Tropical Medicine & Hygiene | ASTMH 74th Annual Meeting | 4,800 | 8,633 | 21 |
| 06/13/29-06/17/29 | | Unitarian Universalist Association | Annual General Assembly | 3,000 | 5,580 | 30 |
| 10/08/29-10/10/29 | | Society of Petroleum Engineers | SPE- Annual Technical Conference & Exhibition | 8,000 | 2,782 | 64 |
| 10/22/34-10/24/34 | | Association for Financial Professional Inc | AFP 2034 Annual | 6,500 | 20,100 | 40 |
| 10/18/36-10/20/36 | | American Society of Anesthesiologists | ANESTHESIOLOGISTS Annual Convention | 15,000 | 28,665 | 83 |
| Totals: | | | Events - 29 | 145,700 | 214,262 | 761 |

SUMMARY OF BOOKING ACTIVITY

EVENTS LOST OR CANCELLED JANUARY 2024

| Dates | Event | Reason | Attendees | Room Nights |
|-------------------|--|--|-----------|-------------|
| 08/25/21-08/31/21 | International Beauty Show | DO NOT USE | 30,000 | 6,841 |
| 02/07/24-02/07/24 | NYX-Parade Day Luncheon | BD-Reduction In Attendance | 200 | 0 |
| 02/23/24-02/26/24 | The Neighborhood Assistance Corporation of America | OTH-Release Pencil Hold/ENMCC Hold□ | 9,000 | |
| 02/23/24-02/25/24 | The Neighborhood Assistance Corporation of America | FR-Rental Rates too High□ | 1,200 | 30 |
| 07/28/24-08/09/24 | MLC-McClane National Trade Show 2024 | CR-Researching Alternate Year | 1,000 | 2,017 |
| 08/31/24-09/06/24 | IBM Consulting Growth Conference | HR-Insufficient Hotel Availability | 2,550 | 11,100 |
| 09/12/24-09/14/24 | Hispanic Chamber of Commerce of Louisiana Gala | CR-Selected Alternate NO Venue□ | 800 | |
| 11/11/24-11/15/24 | SET The Show | CR-Selected Alternate NO Venue□ | 500 | |
| 03/10/25-03/12/25 | EV Charging Summit | NOLA-Geographic Preference | 1,500 | 1,512 |
| 03/18/25-03/21/25 | 2025 MHA & Navigator Business Summit | HR-Insufficient Hotel Availability | 1,500 | 2,432 |
| 03/31/25-04/03/25 | PLC at Work Institute | CR-Preferred dates/Pattern unavailable | 1,600 | 1,055 |
| 04/02/25-04/10/25 | 2025 National Dealer Meeting | CR-Preferred dates/Pattern unavailable | 500 | 1,466 |
| 05/05/25-05/09/25 | Confidential | Release Emergency Back up Hold | 2,300 | 6,000 |
| 07/25/25-07/31/25 | AHRA Annual Meeting | BD-Board Management Decision□ | 1,150 | 3,165 |
| 09/04/25-09/13/25 | FalCon 2025 | OTH-No Reason Given | 6,000 | 20,489 |
| 10/14/25-10/22/25 | Annual Leadership Summit | OTH-Release Pencil Hold/ENMCC Hold□ | 2,200 | 5,010 |
| 10/16/25-10/24/25 | EG-Unreal Fest 2025 | OTH-No Reason Given | 1,500 | |
| 10/26/25-11/01/25 | The Hospitality Show | NOLA-Geographic Preference | 5,500 | 3,315 |
| 11/18/25-11/24/25 | Leadership Summit | CR-Researching Alternate Year | 3,000 | 5,420 |
| 03/01/26-03/08/26 | The Money Show | NR-No Client Response | 2,000 | 595 |
| 03/09/26-03/13/26 | Self Storage Spring Convention & Tradeshow | CR-Researching Alternate Year | 1,500 | 1,401 |
| 03/12/26-03/19/26 | ACHE-Congress 2026 | BD-Board Management Decision□ | 4,900 | 9,580 |
| 03/13/26-03/19/26 | Constellation Brands Annual Gold Network Summit | NR-No Client Response | 2,100 | 5,164 |
| 04/19/26-04/22/26 | ISA Annual Convention | NOLA-Geographic Preference | 900 | 1,463 |

SUMMARY OF BOOKING ACTIVITY

EVENTS LOST OR CANCELLED JANUARY 2024(CONTINUED)

| Dates | Event | Reason | Attendees | Room Nights |
|-------------------|--|--|-----------|-------------|
| 05/01/26-05/08/26 | Inspire | CR-Not Able to Decide | 4,200 | 13,501 |
| 05/02/26-05/08/26 | Medical Surgical National Sales Conference | HR-Insufficient Hotel Availability | 2,700 | 7,579 |
| 05/15/26-05/22/26 | Conference on Lasers and Electro-Optics | HR-Hotel Rates Too High | 3,200 | 3,665 |
| 04/22/27-04/30/27 | Inspire | CR-Researching Alternate Year | 4,200 | 13,501 |
| 07/24/27-08/01/27 | ABDC Thoughtspot | BD-Reorganization | 5,500 | 11,006 |
| 03/23/28-03/30/28 | ACHE-Congress 2028 | FR-First Option Group Confirmed | 4,900 | 9,580 |
| 04/30/28-05/06/28 | Ulta Beauty | BD-Board Management Decision□ | 2,500 | 4,426 |
| 05/21/28-05/27/28 | World Biomaterials Congress | HR-Insufficient Hotel Availability | 3,750 | 7,050 |
| 07/15/28-07/23/28 | ABDC Thoughtspot | BD-Board Management Decision□ | 5,500 | 11,006 |
| 09/20/28-09/29/28 | SN-Knowledge | NR-No Client Response | 25,000 | 41,539 |
| 10/14/28-10/21/28 | eXp-eXpCon | OTH-Release Pencil Hold/ENMCC Hold□ | 21,700 | 33,990 |
| 10/28/28-11/05/28 | CSWE Annual Program Meeting | ERR-Issued in Error | 3,000 | 6,371 |
| 03/15/29-03/22/29 | ACHE-Congress 2029 | BD-Board Management Decision□ | 4,900 | 9,580 |
| 03/17/29-03/25/29 | UBI-Ulta Beauty | CR-Preferred dates/Pattern unavailable | 2,500 | 4,426 |
| 05/15/29-05/25/29 | ACP-CLEANPOWER | CR-Researching Alternate Year | 8,500 | 15,937 |
| 09/09/29-09/16/29 | R&D-Rodan & Fields Convention | OTH-Release Pencil Hold/ENMCC Hold□ | 6,000 | |
| 04/18/32-04/25/32 | ONS Annual ONS Congress | OTH-No Reason Given | 6,215 | 10,584 |
| 05/13/35-05/20/35 | ONS Annual ONS Congress | OTH-No Reason Given | 6,215 | 10,584 |
| Totals: | Events - 42 | | 203,880 | 302,380 |

SUMMARY OF EVENT STATISTICS

2023-2028

Firm Events

| As of 01/31/24 | | Total Event Statistics | | | Estimated Visitor Spend | | OSD-Based Occupancy | |
|----------------|--------|------------------------|-----------------|-------------|-------------------------|-------------------|---------------------|-----------|
| Year | Events | Rental Revenue | Total Attendees | Room Nights | Lodging Spend | Non-Lodging Spend | Halls | Ballrooms |
| 2023 | 126 | \$7,574,411 | 661,779 | 569,325 | \$324,161,272 | \$523,672,332 | 49.4% | 42.6% |
| 2024 | 111 | \$8,887,421 | 761,416 | 745,433 | \$372,966,774 | \$602,516,085 | 56.5% | 46.5% |
| 2025 | 56 | \$7,780,138 | 616,055 | 730,405 | \$301,764,142 | \$487,490,474 | 48.5% | 34.5% |
| 2026 | 42 | \$7,041,453 | 530,037 | 727,998 | \$259,629,677 | \$419,423,572 | 42.7% | 26.8% |
| 2027 | 35 | \$5,880,572 | 323,516 | 550,002 | \$158,468,851 | \$256,001,442 | 39.9% | 28.2% |
| 2028 | 19 | \$3,741,415 | 223,079 | 418,795 | \$109,271,482 | \$176,524,641 | 28.2% | 19.1% |

Tentative Events

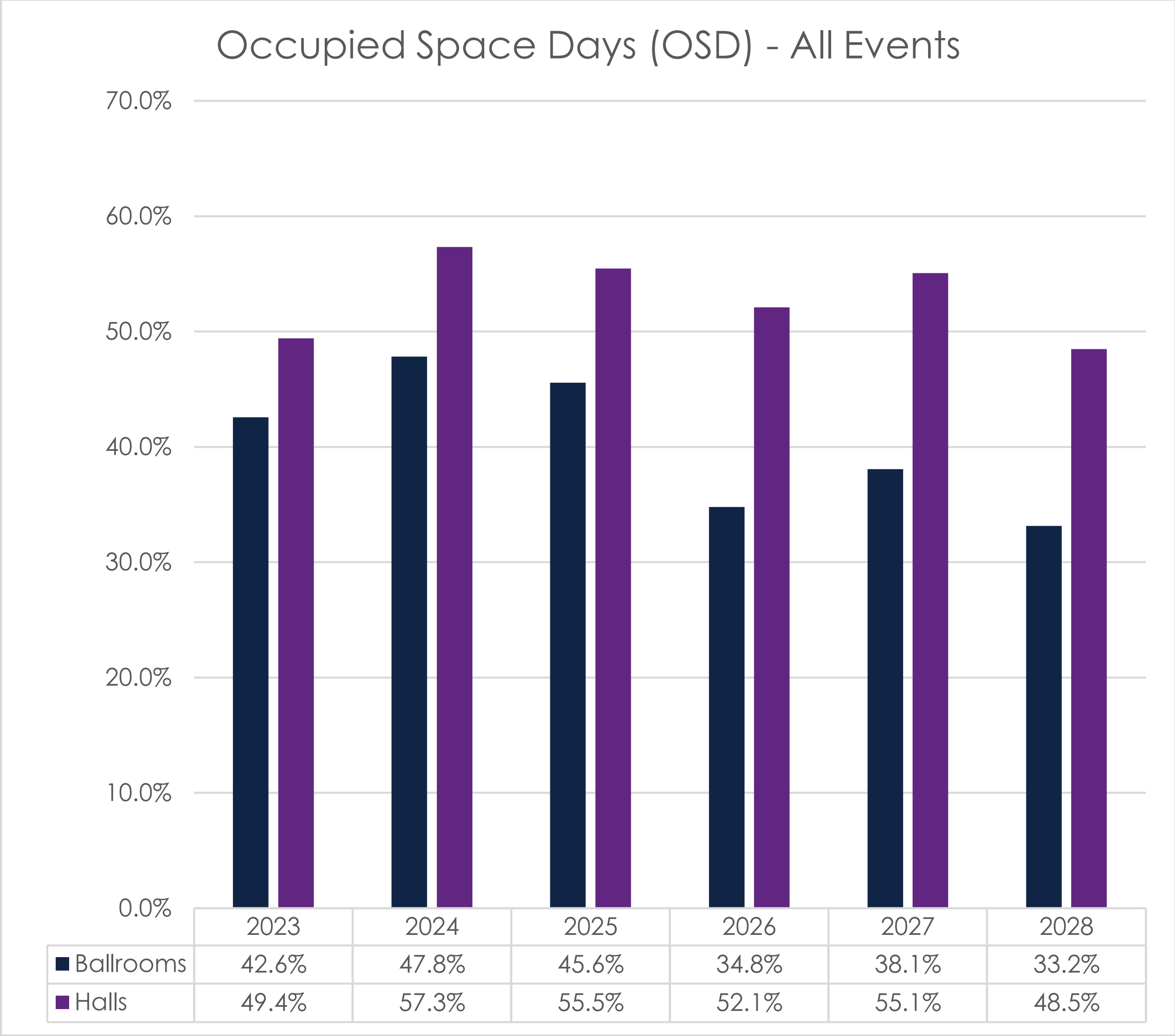
| As of 01/31/24 | | Total Event Statistics | | | Estimated Visitor Spend | | OSD-Based Occupancy | |
|----------------|--------|------------------------|-----------------|-------------|-------------------------|-------------------|---------------------|-----------|
| Year | Events | Rental Revenue | Total Attendees | Room Nights | Lodging Spend | Non-Lodging Spend | Halls | Ballrooms |
| 2023 | 0 | NA | 0 | 0 | \$0 | \$0 | 0.0% | 0.0% |
| 2024 | 6 | NA | 9,500 | 13,990 | \$4,653,415 | \$7,517,445 | 0.9% | 1.3% |
| 2025 | 40 | NA | 170,350 | 78,532 | \$83,443,072 | \$134,799,656 | 7.0% | 11.1% |
| 2026 | 39 | NA | 216,300 | 125,419 | \$105,950,904 | \$171,160,350 | 9.4% | 8.0% |
| 2027 | 46 | NA | 396,892 | 239,425 | \$194,410,846 | \$314,064,603 | 15.2% | 9.9% |
| 2028 | 49 | NA | 463,900 | 286,184 | \$227,233,584 | \$367,088,703 | 20.3% | 14.0% |

All Events

| As of 01/31/24 | | Total Event Statistics | | | Estimated Visitor Spend | | OSD-Based Occupancy | |
|----------------|--------|------------------------|-----------------|-------------|-------------------------|-------------------|---------------------|-----------|
| Year | Events | Rental Revenue | Total Attendees | Room Nights | Lodging Spend | Non-Lodging Spend | Halls | Ballrooms |
| 2023 | 126 | NA | 661,779 | 569,325 | \$324,161,272 | \$523,672,332 | 49.4% | 42.6% |
| 2024 | 117 | NA | 770,916 | 759,423 | \$377,620,189 | \$610,033,530 | 57.3% | 47.8% |
| 2025 | 96 | NA | 786,405 | 808,937 | \$385,207,214 | \$622,290,130 | 55.5% | 45.6% |
| 2026 | 81 | NA | 746,337 | 853,417 | \$365,580,581 | \$590,583,922 | 52.1% | 34.8% |
| 2027 | 81 | NA | 720,408 | 789,427 | \$352,879,698 | \$570,066,045 | 55.1% | 38.1% |
| 2028 | 68 | NA | 686,979 | 704,979 | \$336,505,066 | \$543,613,344 | 48.5% | 33.2% |

SUMMARY OF EVENT STATISTICS

2023-2028 OCCUPANCY

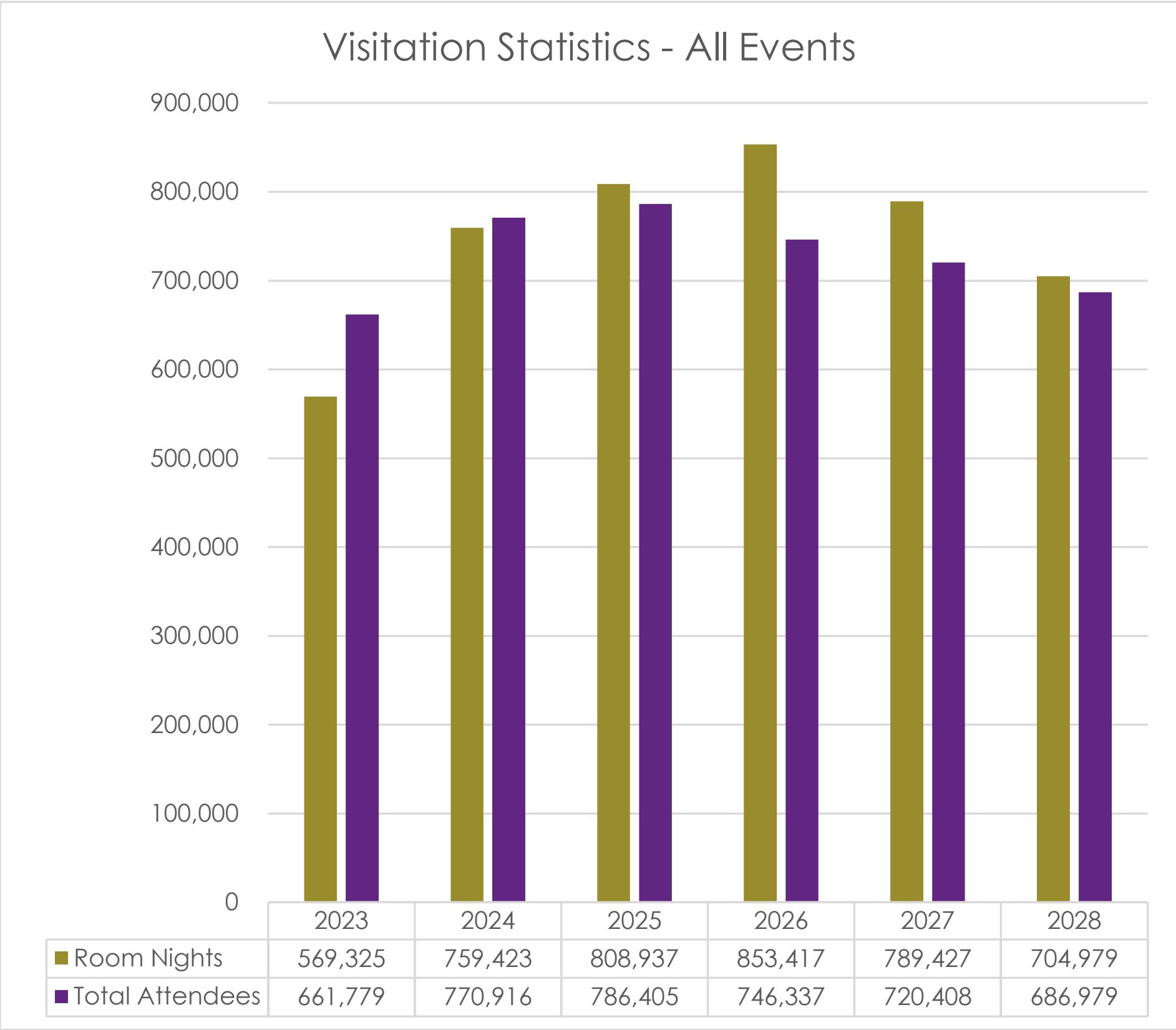


| Firm Events | | |
|----------------|---------------------|-----------|
| As of 01/31/24 | | |
| Year | OSD-Based Occupancy | |
| | Halls | Ballrooms |
| 2023 | 49.4% | 42.6% |
| 2024 | 56.5% | 46.5% |
| 2025 | 48.5% | 34.5% |
| 2026 | 42.7% | 26.8% |
| 2027 | 39.9% | 28.2% |
| 2028 | 28.2% | 19.1% |

| Tentative Events | | |
|------------------|---------------------|-----------|
| As of 01/31/24 | | |
| Year | OSD-Based Occupancy | |
| | Halls | Ballrooms |
| 2023 | 0.0% | 0.0% |
| 2024 | 0.9% | 1.3% |
| 2025 | 7.0% | 11.1% |
| 2026 | 9.4% | 8.0% |
| 2027 | 15.2% | 9.9% |
| 2028 | 20.3% | 14.0% |

SUMMARY OF EVENT STATISTICS

2023-2028 VISITATION



Firm Events

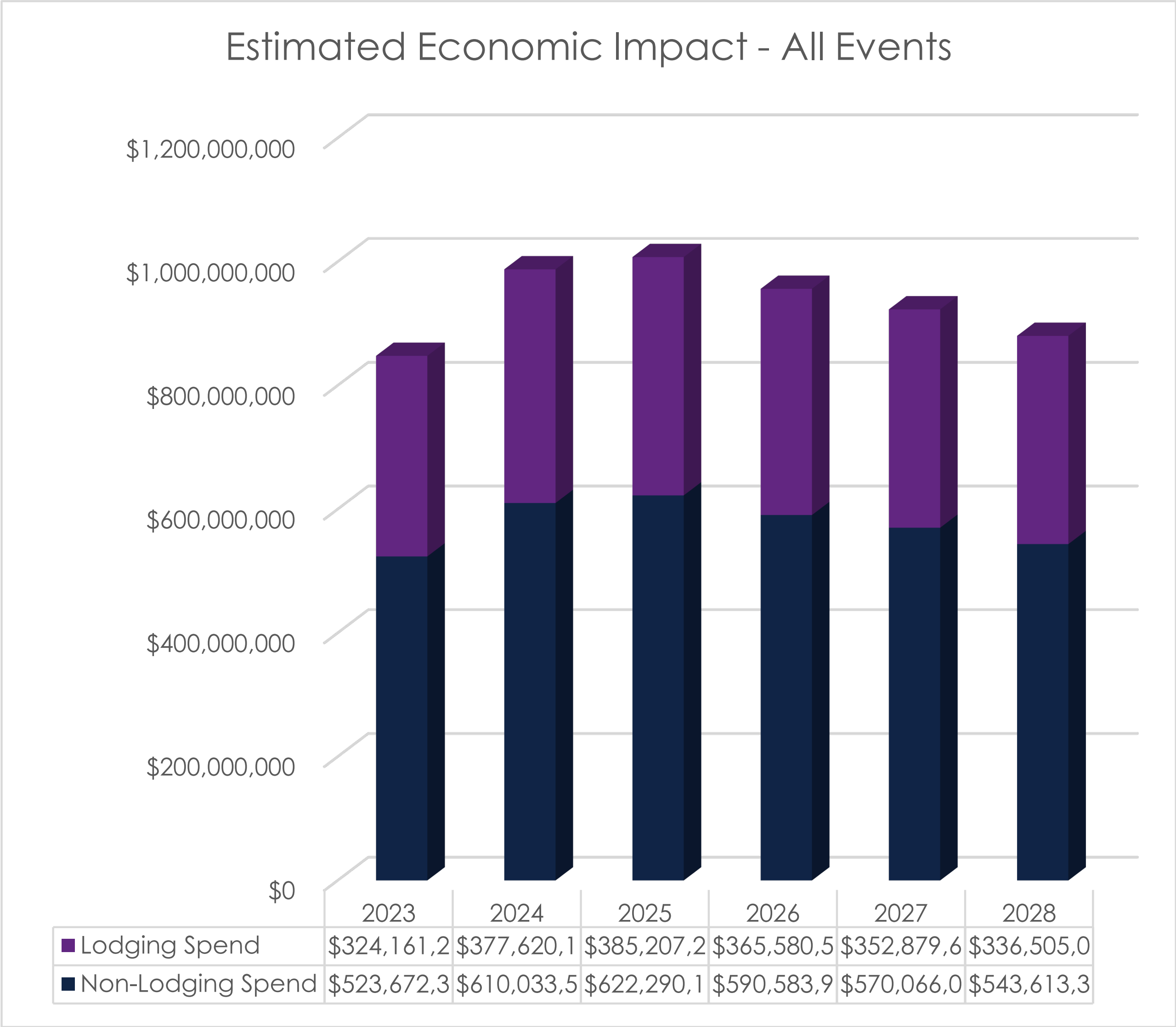
| As of 01/31/24 | | Total Event Statistics | | |
|----------------|--------|------------------------|-----------------|-------------|
| Year | Events | Rental Revenue | Total Attendees | Room Nights |
| 2023 | 126 | \$7,574,411 | 661,779 | 569,325 |
| 2024 | 111 | \$8,887,421 | 761,416 | 745,433 |
| 2025 | 56 | \$7,780,138 | 616,055 | 730,405 |
| 2026 | 42 | \$7,041,453 | 530,037 | 727,998 |
| 2027 | 35 | \$5,880,572 | 323,516 | 550,002 |
| 2028 | 19 | \$3,741,415 | 223,079 | 418,795 |

Tentative Events

| As of 01/31/24 | | Total Event Statistics | | |
|----------------|--------|------------------------|-----------------|-------------|
| Year | Events | Rental Revenue | Total Attendees | Room Nights |
| 2023 | 0 | NA | 0 | 0 |
| 2024 | 6 | NA | 9,500 | 13,990 |
| 2025 | 40 | NA | 170,350 | 78,532 |
| 2026 | 39 | NA | 216,300 | 125,419 |
| 2027 | 46 | NA | 396,892 | 239,425 |
| 2028 | 49 | NA | 463,900 | 286,184 |

SUMMARY OF EVENT STATISTICS

2023-2028 ECONOMIC IMPACT



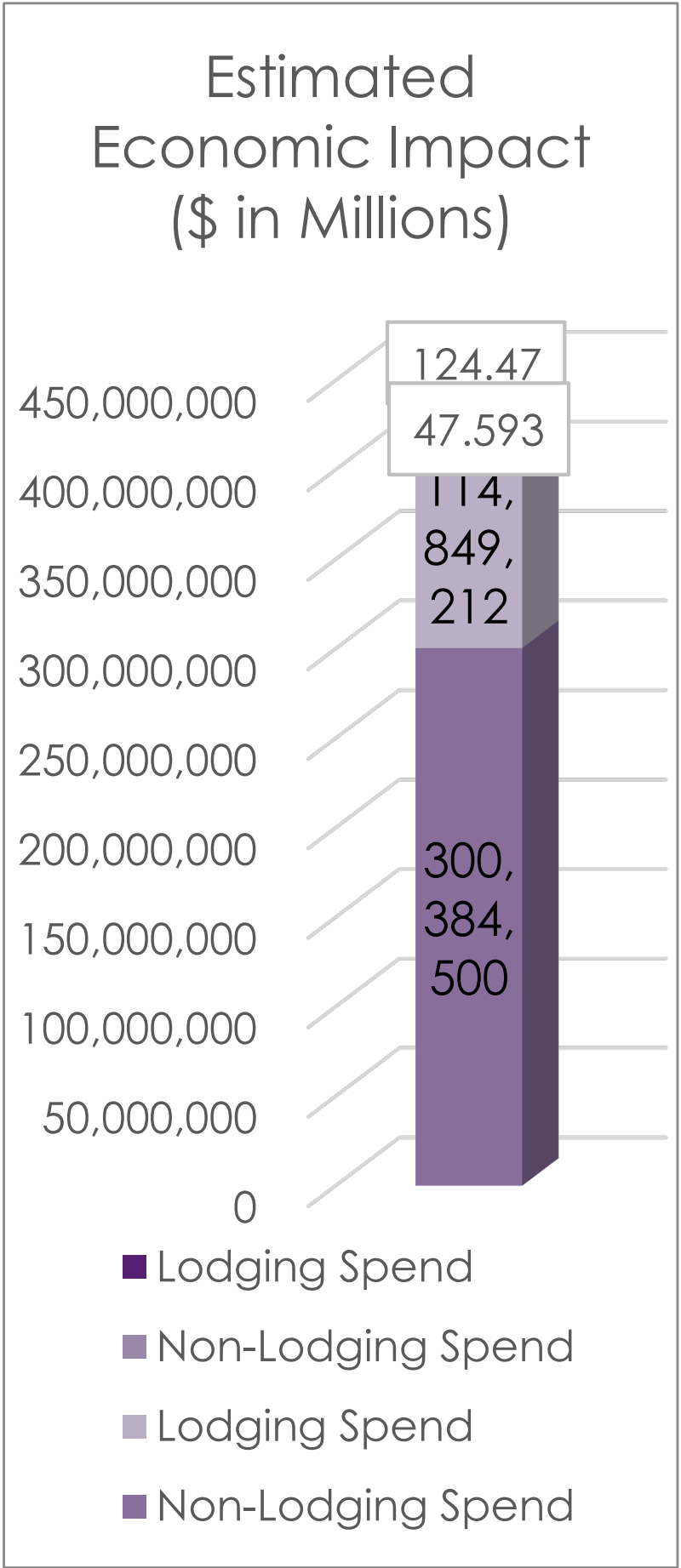
| Firm Events | | |
|----------------|-------------------------|-------------------|
| As of 01/31/24 | | |
| Year | Estimated Visitor Spend | |
| | Lodging Spend | Non-Lodging Spend |
| 2023 | \$324,161,272 | \$523,672,332 |
| 2024 | \$372,966,774 | \$602,516,085 |
| 2025 | \$301,764,142 | \$487,490,474 |
| 2026 | \$259,629,677 | \$419,423,572 |
| 2027 | \$158,468,851 | \$256,001,442 |
| 2028 | \$109,271,482 | \$176,524,641 |

| Tentative Events | | |
|------------------|-------------------------|-------------------|
| As of 01/31/24 | | |
| Year | Estimated Visitor Spend | |
| | Lodging Spend | Non-Lodging Spend |
| 2023 | \$0 | \$0 |
| 2024 | \$4,653,415 | \$7,517,445 |
| 2025 | \$83,443,072 | \$134,799,656 |
| 2026 | \$105,950,904 | \$171,160,350 |
| 2027 | \$194,410,846 | \$314,064,603 |
| 2028 | \$227,233,584 | \$367,088,703 |

SUMMARY OF EVENT STATISTICS

FIRM EVENTS THROUGH MAY 2024

| Dates | Event | Attendees | Room Nights | Occupied Space Days |
|-------------------|---|-----------|-------------|---------------------|
| 02/02/24-02/04/24 | True Value Market Spring Expo | 10,000 | 9,625 | 77 |
| 02/02/24-02/02/24 | Mystic Krewe Femme Fatale Gala | 3,800 | 1 | 9 |
| 02/06/24-02/12/24 | Bacchus Rendezvous | 8,500 | 500 | 19 |
| 02/09/24-02/10/24 | ZULU Coronation Ball | 18,000 | 500 | 16 |
| 02/07/24-02/11/24 | Endymion Extravaganza | 17,000 | 0 | 10 |
| 02/08/24-02/14/24 | Orpheuscapade | 6,000 | 500 | 16 |
| 02/19/24-02/21/24 | The Rental Show | 12,066 | 26,119 | 88 |
| 02/20/24-02/22/24 | AGU Ocean Sciences Meeting | 4,500 | 7,925 | 35 |
| 02/22/24-02/24/24 | Allstate HBCU Legacy Bowl Career Fair | 500 | 100 | 3 |
| 02/26/24-02/28/24 | Spring Summit | 1,800 | 1,580 | 30 |
| 03/04/24-03/06/24 | TMC Annual Meeting and Transportation Technology | 4,000 | 7,385 | 63 |
| 03/01/24-03/03/24 | New Orleans Home & Garden Show | 7,000 | 0 | 7 |
| 03/04/24-03/07/24 | The Corrosion Show | 5,500 | 12,886 | 54 |
| 03/01/24-03/01/24 | Capella University Winter Commencement | 6,000 | 1,900 | 3 |
| 03/06/24-03/07/24 | Pro-Start Competition | 500 | 60 | 3 |
| 03/09/24-03/12/24 | ADEA Annual Session & Exhibition | 1,800 | 4,709 | 12 |
| 03/10/24-03/12/24 | Berkshire Hathaway HomeServices' Sales Convention | 6,000 | 7,030 | 21 |
| 03/13/24-03/16/24 | IADR/AADOCR/CADR General Session & Exhibition | 3,000 | 5,323 | 24 |
| 03/17/24-03/21/24 | ACS Annual Spring Convention | 14,000 | 24,450 | 76 |
| 03/19/24-03/21/24 | Global Excavation Safety Conference | 1,000 | 1,500 | 5 |



SUMMARY OF EVENT STATISTICS

FIRM EVENTS THROUGH May 2024 (CONTINUED)

| | | | | Occupied Space Days |
|-------------------|--|-----------|-------------|------------------------|
| Dates | Event | Attendees | Room Nights | |
| 03/22/24-03/24/24 | Music City Volleyball Championship | 12,000 | 13,427 | 30 |
| 03/25/24-03/27/24 | NAMTA Creativation 2024 | 1,700 | 2,450 | 7 |
| 03/24/24-03/27/24 | AIChE Spring Meeting | 1,500 | 4,320 | 10 |
| 03/28/24-03/30/24 | Annual Medical Education Conference (AMEC) | 2,400 | 5,233 | 13 |
| 03/29/24-04/05/24 | Accelerate, Powered by NetVU 2024 | 1,500 | 6,103 | 32 |
| 04/03/24-04/03/24 | Imperial Trading Company Expo | 450 | 275 | 3 |
| 04/06/24-04/08/24 | NSBA-Annual Conference | 4,500 | 15,870 | 21 |
| 04/09/24-04/10/24 | AONL 2024 Annual Meeting | 2,800 | 7,075 | 31 |
| 04/10/24-04/13/24 | ACA Annual Conference & Exposition | 4,800 | 5,826 | 13 |
| 04/14/24-04/16/24 | 2024 Spring Forum | 750 | 1,210 | 5 |
| 04/16/24-04/17/24 | AMCP-AMCP 2024 | 4,500 | 5,870 | 22 |
| 04/17/24-04/18/24 | Wood Flooring Expo | 1,300 | 4,115 | 16 |
| 04/18/24-04/19/24 | Tulane School of Engineering Forum | 500 | 0 | 1 |
| 04/22/24-04/26/24 | RES/CON New Orleans | 500 | 250 | 0 |
| 04/21/24-04/26/24 | International Partnering Forum | 7,500 | 1,174 | 41 |
| 05/03/24-05/07/24 | 2024 AAO Annual Session | 17,000 | 26,361 | 80 |
| 05/13/24-05/16/24 | International Oil Spill Conference | 2,000 | 2,984 | 17 |
| 05/15/24-05/22/24 | International Conference & Exposition | 10,000 | 18,382 | 74 |
| 05/20/24-05/22/24 | Popeyes Franchise Owner Conference | 1,800 | 2,300 | 16 |
| 05/18/24-05/18/24 | Tulane Medical School Diploma Ceremony | 1,500 | 0 | 2 |

SUMMARY OF EVENT STATISTICS

FIRM EVENTS THROUGH MAY 2024 (CONTINUED)

| | | | | Occupied Space Days |
|-------------------|---------------------------------|-----------|-------------|------------------------|
| Dates | Event | Attendees | Room Nights | |
| 05/21/24-05/21/24 | InspireNOLA Schools Graduations | 3,000 | 0 | 2 |
| 05/28/24-05/31/24 | NAFSA Annual Meeting | 9,000 | 21,000 | 60 |
| 05/25/24-05/27/24 | New Orleans AAU Super Regionals | 5,000 | 1,000 | 8 |
| 05/29/24-05/31/24 | Teacher Leaders Summit | 7,500 | 2,500 | 36 |
| Totals: | Events - 44 | 234,466 | 259,818 | 1,111 |





MCCNO MARKETING

Let the nominations begin.

*More than an award.
The honor of a lifetime.*

The 4th Annual Morial Awards

Every year, companies take home one of the most coveted business awards in New Orleans. Who it will be this year is up to you.

Nominations deadline is March 15th.

Click to [nominate](#) and [learn more](#).



SMALL & EMERGING
BUSINESS PROGRAM

Connect to More.



Urban League of
Louisiana



New Orleans
BUILT
TO
HOST

Copyright © 2024 New Orleans Ernest N. Morial Convention Center. All rights reserved.

Want to change how you receive these emails?
You can [update your preferences](#) or [unsubscribe from this list](#).



New Orleans Ernest N. Morial Convention Center Recycles Nearly 3 Tons of Mardi Gras Beads and Carnival Trash



The New Orleans Ernest N. Morial Convention Center (NOENMCC) is recycling nearly 3 tons of Mardi Gras beads, “throws,” plastic bottles and aluminum cans collected at NOENMCC events this Carnival season. The Convention Center is one of the city’s top contributors to Recycle Dat, a city-wide effort to make Mardi Gras sustainable, as well as the largest donor to ARC of Greater New Orleans’ bead recycle program, which creates jobs for people with intellectual disabilities.

NOENMCC staff and recycle partner REALCYCLE swept the halls following each Carnival event, including parades for super krewes Endymion, Bacchus and Orpheus. Together, they gathered over 5,400 pounds of beads and “throws” plus over 300 pounds of plastic bottles and aluminum cans, more than doubling last year’s efforts of 1,162 tons recycled. All of this would-be trash has been diverted from area landfills and will be recycled, repurposed or reused.

“Making all Carnival events held at the Convention Center part of our extensive recycling program takes an incredible amount of teamwork and effort, but the outcome speaks volumes – nearly 3 tons saved from landfills,” said Michael J. Sawaya, Convention Center President and CEO. “Rolling out 50 bins stuffed with 2.5 tons of beads and throws, alongside huge totes with about 8,000 cans, visually exemplifies our commitment to incorporating sustainable practices into everything we do.”

Completed and additional ongoing sustainability projects at NOENMCC include building upgrades, energy-saving strategies and green initiatives, such as upgrading lighting and air conditioning systems to increase efficiency and reduce energy use, as well as a [\\$40 million “cool” roof replacement project](#). A 7.5-acre pedestrian park equipped with 200 trees and rain gardens not only provides reprieve for convention goers, but also helps manage stormwater.

In October 2022, the U.S. Green Building Council awarded the NOENMCC a gold-level [Leadership in Energy and Environmental Design \(LEED\) certification](#), a designation that recognizes highly efficient, green buildings. For more information on the Convention Center’s sustainability efforts, [click here](#).

For more information on the Convention Center’s bead recycling program, [click here](#).

New Orleans
BUILT
TO
HOST

Copyright © 2024 New Orleans Ernest N. Morial Convention Center. All rights reserved.

Want to change how you receive these emails?
You can [update your preferences](#) or [unsubscribe from this list](#).



New Orleans Ernest N. Morial Convention Center Senior Event Manager Receives CEM Designation



Cassie Jones, Senior Event Manager at the New Orleans Ernest N. Morial Convention Center (Right) takes a photo with Martin Moggre, Chief Client Officer at Freeman (Left) after earning her Certification in Exhibition Management (CEM) at the IAEE Expo! Expo! Event in Dallas, Texas.

Cassie Jones, CVP, CEM, Senior Event Manager at the New Orleans Ernest N. Morial Convention Center, has earned a Certification in Exhibition Management from the International Association of Exhibitions and Events ([IAEE](#)). The Certified in Exhibition Management (CEM) designation is a globally recognized designation that demonstrates the highest professional standard throughout the exhibition and event management arena. It was first created in 1975 to raise professional standards in the event industry and continues to be the premier mark of professional achievement.

Jones was awarded her CEM designation following completion of a rigorous program designed to teach advanced concepts of exhibition management in several key areas, including topics in the fields of neuroscience of exhibitions and events, finance, marketing, security, and more. After completing this program, Jones passed a lengthy exam and later officially graduated from the program, walking on stage at the IAEE Expo! Expo! In Dallas, Texas.

“We could not be happier with the dedicated efforts that Cassie has demonstrated in earning her Certified in Exhibition Management designation,” said Michael J. Sawaya, Convention Center President and CEO. “It is one of our core values to support our staff in furthering their education and experience which in turn results in a greater value for our clients. The CEM designation illustrates that Cassie is dedicated to being the best in her chosen field of event management, and we applaud her for achieving this honorable distinction.”

The CEM designation marks Jones’ second professional designation. She became the first member of the New Orleans Ernest N. Morial Convention Center’s Event Management Staff to earn a Certified Venue Professional (CVP) designation from the International Association of Venue Managers (IAVM) in 2021.

New Orleans
**BUILT
TO
HOST**

Copyright © 2024 New Orleans Ernest N. Morial Convention Center, All rights reserved.

Want to change how you receive these emails?
You can [update your preferences](#) or [unsubscribe from this list](#).



New Orleans Ernest N. Morial Convention Center Partners with Port of New Orleans and New Orleans Public Belt Railroad to Expand SEBconnect Online Portal and App



Partnership creates one-stop shop for accessing contracting opportunities

The [New Orleans Ernest N. Morial Convention Center](#) (NOENMCC) announces the Port of New Orleans (PORT NOLA) and the New Orleans Public Belt Railroad (NOPB) have joined SEBconnect, the Convention Center's online and mobile resource designed to create awareness and educate small and emerging business (SEB) owners in real-time about available contracting, purchasing and new business opportunities.



First launched in 2019, SEBconnect was created for the NOENMCC to better engage with the business community by providing easier access resources and business opportunities at the Convention Center. With the newest collaboration, SEBconnect's streamlined process will now connect local businesses to the most up-to-date contracts and purchasing offerings at the PORT NOLA, NOPB and the Convention Center.

"Small business growth is central to the development and success of our state and local economy," said Michael Sawaya, President and CEO of NOENMCC. "By partnering with the

Port of New Orleans through SEBconnect, we can further our commitment to maximizing economic opportunities that will benefit our small and emerging business community."

Through research, the Convention Center discovered many small business owners were missing opportunities due to a lack of awareness, access and availability. This partnership exemplifies how these major economic drivers are answering the local business community's needs and bridging the gap for small and emerging business owners to succeed. Since the SEB program launched in 2019, more than \$43 million has been awarded to area SEBs and disadvantaged business enterprises in contracts.

"Local and small businesses play such a critical role in the economic vitality of our region, and we are thrilled to partner with the New Orleans Convention Center to launch this tool designed to make pathways to procurement more accessible," said Port NOLA President and CEO and NOPB CEO Brandy Christian. "Port NOLA is proud to report that we invested nearly \$20 million in fiscal year 2023 to support local small and disadvantaged businesses, and we look forward to continued collaboration with our partners to maximize the impact for our small business community."

The SEBconnect program offers users simplified technology, delivering better access and availability for opportunities all in a convenient online location, and also makes the certification process easy and transparent by connecting business owners with the right point of contact for certification through the Hudson, State and Local Disadvantaged Business Enterprise and Louisiana Unified Certification Program.

"Upon receiving a notification from the SEBconnect app about a newly posted request for quotation, our team was able to swiftly receive, access and respond," said Dayle Hernandez, owner and operations manager for Source One Facilities Services, LLC. "The convenience of the user-friendly mobile app ensured our team was efficient and secured success."

Since securing a contract through the app, Hernandez's small business now provides janitorial services and supplemental event labor for the Convention Center.

SEBconnect has proven to be a vital tool and a helpful resource for the local business community. "We are extremely excited to be working with the Port of New Orleans and New Orleans Public Belt Railroad on this endeavor, as we continue to build a network of opportunities that will enhance the growth and prosperity of our small business community," said Sawaya.

For current SEBconnect App users, you must download the latest version in order to access all opportunities with NOENMCC, PORT NOLA and NOPB.

To view opportunities and learn more, visit sebconnect.com.

New Orleans BUILT TO HOST

Copyright © 2024 New Orleans Ernest N. Morial Convention Center; All rights reserved.

Want to change how you receive these emails?
You can [update your preferences](#) or [unsubscribe from this list](#).



New Orleans
**BUILT
TO
HOST**



CHANGE IS COMING



For more information, please visit mccno.com, or call 504-582-3000.
Like us on Facebook, at facebook.com/NewOrleansCC
and follow us on Twitter at [@NewOrleansENMCC](https://twitter.com/NewOrleansENMCC).





MEDIA COVERAGE

MEDIA REPORT – JANUARY 2024

| Outlet Name | Impressions | News Value | Headline/ Summary | Date |
|------------------------------|-------------|------------|---|-----------|
| Convention Center Coverage | | | | |
| Biz New Orleans (Print) | 26,950 | \$2.81 | Michael J. Sawaya named CEO Of the Year | 1/2/2024 |
| Axios New Orleans | | | 12 New Orleans projects we're watching in 2024 (River District Development mentioned) | 1/9/2024 |
| Skift Meetings | | | How Top U.S. Convention Centers Stack Up on Sustainability | 1/10/2024 |
| PreVue | 17,236 | \$0.88 | LEED Certification at US Convention Centers Ticks Up | 1/10/2024 |
| WWL TV Online | 825,967 | \$65.67 | Dr. Martin Luther King Jr. statue unveiled at Ernest N. Morial Convention Center | 1/11/2024 |
| Axios New Orleans | | | New Orleans was one of the 1st cities to observe Martin Luther King Jr. Day (MLK Statue at NOENMCC Mentioned) | 1/12/2024 |
| Yahoo News (Via WGNO) | | | Dr. Martin Luther King Jr. statue unveiled at New Orleans civil rights museum | 1/12/2024 |
| WGNO Online | 151,884 | \$37.48 | Dr. Martin Luther King Jr. statue unveiled at New Orleans civil rights museum | 1/12/2024 |
| WDSU TV at Noon | 8,394 | \$321.20 | MLK Jr. Statue Unveiled at Convention Center | 1/12/2024 |
| Biz New Orleans | 26,950 | \$2.81 | Convention Center Unveils Statue of Dr. Martin Luther King Jr. | 1/12/2024 |
| My New Orleans | | | NOENMCC Unveils Statue of Dr. Martin Luther King Jr. at the Louisiana Civil Rights Museum | 1/12/2024 |
| WWL TV online | 825,967 | \$65.67 | MLK Day weekend events in Southeast Louisiana (MLK Statue at the NOENMCC Mentioned) | 1/13/2024 |
| Front Row News | | | Biz New Orleans RecognizesNOENMCC President and CEO with Top Honor (CEO of the Year) | 1/15/2024 |
| Biz New Orleans Newsletter | | | Executives of The Year - Biz New Orleans (Michael Sawaya named CEO Of the Year) | 1/16/2024 |
| Travel Industry Today | 4,599 | \$0.50 | HISTORIC PLAN: New Orleans ready for riverfront redo | 1/16/2024 |
| Axios New Orleans | | | What to know about the River District project in New Orleans | 1/22/2023 |
| Axios New Orleans Newsletter | | | 1 big thing: 🏗️ The 411 on the River District | 1/23/2024 |
| The Louisiana Weekly (Print) | 3,221 | \$22.42 | MLK Jr. statue has new home at La. Civil Rights Museum | 1/25/2024 |
| Biz New Orleans | 26,950 | \$2.81 | Coalition Continues Efforts to Make Mardi Gras More Sustainable | 1/26/2024 |
| Railway Age | 263,619 | \$17.04 | Small-Road Briefs: NOPB/Port NOLA, SMART (SEB Partnership mentioned) | 1/30/2024 |
| Biz New Orleans | 26,950 | \$2.81 | Port NOLA, Public Belt Join Platform to Promote Contracting Opportunities | 1/30/2024 |
| Exhibit City News | 8,419 | \$2.80 | NOENMCC Partners with PORT NOLA and NOPB to Expand SEBconnect | 1/31/2024 |
| TOTALS: | | | | |
| Articles/News Segments: | 22 | | | |
| Total News Value | \$544.90 | | | |
| Media Impressions: | 2,217,106 | | | |
| MCCNO Website Impressions: | 19,000 | | | |
| Facebook Followers: | 20,874 | | | |



NEWS RELEASES



FOR IMMEDIATE RELEASE
February 14, 2024

CONTACT: Tammy Austin, The Ehrhardt Group
Phone: 504-442-4786 Email: taustin@tegpr.com

New Orleans Ernest N. Morial Convention Center Announces Nominations Are Open for Annual Morial Awards

Awards recognize businesses for economic impact, contributions to growth of small businesses



R: Jerry Reyes, Authority President; Judge Monique Morial; Cheri Morial Ausberry, Sybil Haydel Morial, Sheryl Morial; Judy Reese-Morse, President/CEO, Urban League of Louisiana; Michael J. Sawaya, Convention Center CEO and President; Representatives of 2022 Small Business of the Year award recipient ILSI Engineering; and Representatives of 2022 Corporation of the year Ochsner Health. [For more photos from last year's award ceremony, click here.](#)

NEW ORLEANS – The [New Orleans Ernest N. Morial Convention Center](#) (NOENMCC) and the [Urban League of Louisiana](#) open nominations for the 2023 Morial Awards. These prestigious awards recognize a small business and a corporation making exceptional contributions to sustainability and growth in communities and enterprises over the last year. The awards showcase the efforts of Louisiana businesses driving economic impact and innovation. Submissions are due March 15, and the winners will be recognized at the awards ceremony on June 6.

Returning for its fourth year, these awards celebrate the legacy of former New Orleans mayor and Convention Center namesake, Ernest N. Morial, who was nationally recognized as a civil rights

activist and political pioneer. As the first Black mayor of New Orleans in 1977, Morial championed the Convention Center's construction and saw it as a way to promote economic development, especially for local and diverse small businesses. The Morial Awards recognize the continuation of this mission in business and communities today.

"The Convention Center has a vested interest in the success of local vendors here in New Orleans and with the Morial Awards we honor businesses who demonstrate the same ideal," said Jerry Reyes, President of the Ernest N. Morial New Orleans Exhibition Hall Authority, the governing board of the NOENMCC. "These awards allow us to celebrate that commitment while recognizing Mayor Morial's legacy. We invite businesses to submit a nomination and look forward to awarding the distinction again."

Last year, Small Business of the Year was awarded to ILSI Engineering, a women-owned, minority-owned civil and structural engineering firm that specializes in water, streets and drainage as well as construction management. Corporation of the Year in 2022 was awarded to Ochsner Health, who continues to provide high-quality care to over a million patients residing across the Gulf South each year.

"Creating a thriving city requires equity that allows underserved communities to build generational wealth," said Judy Reese Morse, President & CEO, Urban League of Louisiana. "That is why our organization continues to support, educate and champion underserved businesses in our state. There are so many businesses and leaders delivering exceptional work, and we're proud that this award gives us the opportunity to spotlight some of them."

The Convention Center works diligently each year to create opportunities for Louisiana's small and emerging businesses (SEB) and disadvantaged business enterprises (DBE) to thrive. Since the Convention Center's SEB program launched in 2019, 1,621 certified local vendors have registered and more than \$43 million has been awarded to area SEBs and DEBs.

Applications are currently open and submissions are due March 15. Find the application and eligibility information at morialaward.com.

###

About the Ernest N. Morial New Orleans Exhibition Hall Authority

The Ernest N. Morial New Orleans Exhibition Hall Authority's (Authority) exclusive mission is to finance, construct and operate facilities in order to attract and conduct conventions, trade shows and other events that support and expand the economy of both the State of Louisiana and New Orleans Region. The Authority is composed of a 13-member board of commissioners, ten appointed by the Governor of Louisiana, and three appointed by the Mayor of New Orleans. Since 1985, event activity at the New Orleans Ernest N. Morial Convention Center has produced \$90.1 billion in economic impact since its 1985 opening, including \$5.7 billion in new tax revenue for state and local governments.

About the New Orleans Ernest N. Morial Convention Center (NOENMCC)

New Orleans is Built to Host! With 1.1 million square feet of prime exhibit space on one level, all under one roof, NOENMCC is the sixth largest Convention Center in the United States and provides the largest single exhibit space in the country. NOENMCC is a 2023 IAVM Venue Excellence recipient and is consistently named a regional top workplace by The Times-Picayune/The New Orleans Advocate. Our recent LEED Gold certification makes NOENMCC the largest LEED-certified project in Louisiana and the largest convention center project in the U.S. certified under LEED v4.1 Operations and Maintenance, as well as the first convention center in the world to be awarded initial certification under LEED Gold v4.1 O+M. A leading contributor to the city's robust tourism economy, NOENMCC event activity has produced \$90.1 billion in economic impact since its 1985 opening.

About the Urban League

The mission of the Urban League of Louisiana is to assist African Americans and other communities seeking equity to secure economic self-reliance, parity and civil rights. We implement our mission through programs in the areas of education and youth development, workforce and economic development, public policy and advocacy initiatives.



NEWS RELEASE


900 Convention Center Blvd. • New Orleans, LA 70130
www.mccno.com

FOR IMMEDIATE RELEASE
Jan. 11, 2024

CONTACT: Tammy Austin, The Ehrhardt Group
Phone: 504-442-4786, E-mail: taustin@tegpr.com

New Orleans Ernest N. Morial Convention Center Unveils Statue of Dr. Martin Luther King Jr. at the Louisiana Civil Rights Museum

The statue will be available for public viewing in time for January 15 MLK holiday



Download photos of the statue and the sculptor [here](#).

NEW ORLEANS –The [New Orleans Ernest N. Morial Convention Center](#) (NOENMCC) and the Louisiana Civil Rights Museum are unveiling a 6-foot cement statue of Dr. Martin Luther King Jr. The life-size sculpture by Louisiana artist, the late Reverend Ivory Dyson, is on display with the [Louisiana Civil Rights Museum](#) – The Inaugural Experience inside the Convention Center, at the Julia Street entrance. The Louisiana State Museum acquired the statue in 2005 in

anticipation of housing it one day in a Civil Rights Museum. Eighteen years later, and on the eve of the Dr. Martin Luther King Jr. holiday weekend, the statue now has a home.

“It is fitting to celebrate this important holiday weekend by further enhancing the experience of the Louisiana Civil Rights Museum - The Inaugural Experience, with a statue of Dr. Martin Luther King Jr.,” said Michael J. Sawaya, Convention Center President and CEO. “The New Orleans Ernest N. Morial Convention Center is proud to be the home of the Louisiana Civil Rights Museum exhibit and share it with our thousands of annual visitors and the citizens of Louisiana. This museum exhibit is a tribute to the many leaders from our state who played pivotal roles in the civil rights movement and were inspired by Dr. King, making the museum exhibit a fitting home for this wonderful statue.”

Sculptor Rev. Dyson, from Tickfaw, is reported to have created the statue to honor Dr. King’s ties to the civil rights movement in New Orleans. Rev. Dyson is known to have channeled his talent as an artist and his passion for civil rights to challenge racism in the South, beginning in the 1950s. He started out producing art in cement – first creating headstones to mark his parents’ gravesite using kitchen utensils, tools he continued to use throughout his career. Rev. Dyson’s daughter, Lindory Parker, said her father motivated and inspired those around him, living out his mantra, “You only fail when you fail to try.”

The NOENMCC has dedicated 5,000 square feet of space to house the Louisiana Civil Rights Museum - The Inaugural Experience, which opened October 8, 2023. Exhibit visitors are immersed in the ongoing civil rights journey, with pathways to explore advocacy, racial history and narrated profiles of equity and activism unique to Louisiana and its civil rights founders. In the three months since it opened, the museum has become a popular destination for school groups, locals and visitors to New Orleans.

In addition to the Dr. Martin Luther King Jr. statue that will be displayed at the Louisiana Civil Rights Museum, additional artwork created by Rev. Dyson can be seen at Southern University in Baton Rouge, Heritage Museum in Hammond and Sweet Home Community Museum in Kentwood. Rev. Dyson passed away in 2021.

Located inside the New Orleans Ernest N. Morial Convention Center at 900 Convention Center Blvd., the Louisiana Civil Rights Museum is open Tuesday through Sunday, from 9 a.m. to 4 p.m., with ticket sales ending at 3:30 p.m. each day. Tickets are \$7 for adults and \$6 for senior citizens, active military members and students. Children under 6 are admitted for free. For more information, please visit LouisianaCivilRightsMuseum.org.

###

About the New Orleans Ernest N. Morial Convention Center (NOENMCC)

New Orleans is Built to Host! With 1.1 million square feet of prime exhibit space on one level, all under one roof, NOENMCC is the sixth largest Convention Center in the United States and provides the largest single exhibit space in the country. NOENMCC is a 2023 IAVM Venue Excellence recipient and is consistently named a regional top workplace by The Times-Picayune/The New Orleans Advocate. Our recent LEED Gold certification makes NOENMCC the largest LEED-certified project in Louisiana and the largest convention center project in the U.S. certified under LEED v4.1 Operations and Maintenance, as well as the first convention center in the world to be awarded initial certification under LEED Gold v4.1 O+M. A leading contributor to the city's robust tourism economy, NOENMCC event activity has produced \$90.1 billion in economic impact since its 1985 opening.



NEWS RELEASE

900 Convention Center Blvd. • New Orleans, LA 70130
www.mccno.com

FOR IMMEDIATE RELEASE
February 15, 2024

CONTACT: Morgan Wynne
Phone: 504.388.4925 E-mail: mwynne@tegpr.com

New Orleans Ernest N. Morial Convention Center Recycles Nearly 3 Tons of Mardi Gras Beads and Carnival Trash



To download Mardi Gras recycling photos and videos, [click here](#).

NEW ORLEANS – The New Orleans Ernest N. Morial Convention Center (NOENMCC) is recycling nearly 3 tons of Mardi Gras beads, “throws,” plastic bottles and aluminum cans collected at NOENMCC events this Carnival season. The Convention Center is one of the city’s top contributors to Recycle Dat, a city-wide effort to make Mardi Gras sustainable, as well as the largest donor to ARC of Greater New Orleans’ bead recycle program, which creates jobs for people with intellectual disabilities.

NOENMCC staff and recycle partner REALCYCLE swept the halls following each Carnival event, including parades for super krewes Endymion, Bacchus and Orpheus. Together, they gathered over 5,400 pounds of beads and “throws” plus over 300 pounds of plastic bottles and aluminum cans, more than doubling last year’s efforts of 1,162 pounds recycled. All of this would-be trash has been diverted from area landfills and will be recycled, repurposed or reused.

“Making all Carnival events held at the Convention Center part of our extensive recycling program takes an incredible amount of teamwork and effort, but the outcome speaks volumes – nearly 3 tons saved from landfills,” said Michael J. Sawaya, Convention Center President and CEO. “Rolling out 50 bins stuffed with 2.5 tons of beads and throws, alongside huge totes with about 8,000 cans, visually exemplifies our commitment to incorporating sustainable practices into everything we do.”

Completed and additional ongoing sustainability projects at NOENMCC include building upgrades, energy-saving strategies and green initiatives, such as upgrading lighting and air conditioning systems to increase efficiency and reduce energy use, as well as a [\\$40 million “cool” roof replacement project](#). A 7.5-acre pedestrian park equipped with 200 trees and rain gardens not only provides reprieve for convention goers, but also helps manage stormwater.

In October 2022, the U.S. Green Building Council awarded the NOENMCC a gold-level [Leadership in Energy and Environmental Design \(LEED\) certification](#), a designation that recognizes highly efficient, green buildings. For more information on the Convention Center’s sustainability efforts, [click here](#).

For more information on the Convention Center’s bead recycling program, [click here](#).

###

About the New Orleans Ernest N. Morial Convention Center (NOENMCC)

New Orleans is *Built to Host!* With 1.1 million square feet of prime exhibit space on one level, all under one roof, NOENMCC is the sixth largest Convention Center in the United States and provides the largest single exhibit space in the country. Our recent LEED Gold certification makes NOENMCC the **largest** LEED-certified project in Louisiana and the **largest** convention center project in the U.S. certified under LEED v4.1 Operations and Maintenance, as well **as the first convention center in the world** to be awarded initial certification under LEED Gold v4.1 O+MA. A leading contributor to the city’s robust tourism economy, NOENMCC event activity has produced \$90.1 billion in economic impact since its 1985 opening.



NEWS RELEASE

900 Convention Center Blvd. • New Orleans, LA 70130
www.mccno.com

FOR IMMEDIATE RELEASE

January 31, 2024

CONTACT: Communications Department

Phone: 504.582.3027, E-mail: comm@mccno.com

New Orleans Ernest N. Morial Convention Center Senior Event Manager Receives CEM Designation

NEW ORLEANS – **Cassie Jones, CVP, CEM**, Senior Event Manager at the New Orleans Ernest N. Morial Convention Center, has earned a Certification in Exhibition Management from the International Association of Exhibitions and Events ([IAEE](http://IAEE.org)). The Certified in Exhibition Management (CEM) designation is a globally recognized designation that demonstrates the highest professional standard throughout the exhibition and event management arena. It was first created in 1975 to raise professional standards in the event industry and continues to be the premier mark of professional achievement.

Jones was awarded her CEM designation following completion of a rigorous program designed to teach advanced concepts of exhibition management in several key areas, including topics in the fields of neuroscience of exhibitions and events, finance, marketing, security, and more. After completing this program, Jones passed a lengthy exam and later officially graduated from the program, walking on stage at the IAEE Expo! Expo! In Dallas, Texas.

“We could not be happier with the dedicated efforts that Cassie has demonstrated in earning her Certified in Exhibition Management designation,” said Michael J. Sawaya, Convention Center President and CEO. “It is one of our core values to support our staff in furthering their education and experience which in turn results in a greater value for our clients. The CEM designation illustrates that Cassie is dedicated to being the best in her chosen field of event management, and we applaud her for achieving this honorable distinction.”

The CEM designation marks Jones’ second professional designation. She became the first member of the New Orleans Ernest N. Morial Convention Center’s Event Management Staff to earn a Certified Venue Professional (CVP) designation from the International Association of Venue Managers (IAVM) in 2021.

(More)

Cassie Jones Earns CEM

Page Two of Two

January 31, 2024



Cassie Jones, Senior Event Manager at the New Orleans Ernest N. Morial Convention Center (Right) takes a photo with Martin Moggre, Chief Client Officer at Freeman (Left) after earning her Certification in Exhibition Management (CEM) at the IAEE Expo! Expo! Event in Dallas, Texas.

About the New Orleans Ernest N. Morial Convention Center (NOENMCC)

New Orleans is Built to Host! With 1.1 million square feet of prime exhibit space on one level, all under one roof, NOENMCC is the sixth largest Convention Center in the United States and provides the largest single exhibit space in the country. NOENMCC is a 2023 IAVM Venue Excellence recipient and is consistently named a regional top workplace by The Times-Picayune/The New Orleans Advocate. Our recent LEED Gold certification makes NOENMCC the largest LEED-certified project in Louisiana and the largest convention center project in the U.S. certified under LEED v4.1 Operations and Maintenance, as well as the first convention center in the world to be awarded initial certification under LEED Gold v4.1 O+M. A leading contributor to the city's robust tourism economy, NOENMCC event activity has produced \$90.1 billion in economic impact since its 1985 opening.

###



FOR IMMEDIATE RELEASE

January 29, 2024

CONTACT: Morgan Wynne, The Ehrhardt Group
504.388.4925, mwynne@tegpr.com

New Orleans Ernest N. Morial Convention Center Partners with Port of New Orleans and New Orleans Public Belt Railroad to Expand SEBconnect Online Portal and App

Partnership creates one-stop shop for accessing contracting opportunities



Click [here](#) to download video and screenshots showing the app and online portal with contracting opportunities listed from the NOENMCC, PORT NOLA and NOPB.

NEW ORLEANS – The New Orleans Ernest N. Morial Convention Center (NOENMCC) announces the Port of New Orleans (PORT NOLA) and the New Orleans Public Belt Railroad (NOPB) have joined SEBconnect, the Convention Center’s online and mobile resource designed to create awareness and educate small and emerging business (SEB) owners in real-time about available contracting, purchasing and new business opportunities.

First launched in 2019, SEBconnect was created for the NOENMCC to better engage with the business community by providing easier access resources and business opportunities at the Convention Center. With the newest collaboration, SEBconnect's streamlined process will now connect local businesses to the most up-to-date contracts and purchasing offerings at the PORT NOLA, NOPB and the Convention Center.

“Small business growth is central to the development and success of our state and local economy,” said Michael Sawaya, President and CEO of NOENMCC. “By partnering with the Port of New Orleans through SEBconnect, we can further our commitment to maximizing economic opportunities that will benefit our small and emerging business community.”

Through research, the Convention Center discovered many small business owners were missing opportunities due to a lack of awareness, access and availability. This partnership exemplifies how these major economic drivers are answering the local business community's needs and bridging the gap for small and emerging business owners to succeed. Since the SEB program launched in 2019, more than \$43 million has been awarded to area SEBs and disadvantaged business enterprises in contracts.

“Local and small businesses play such a critical role in the economic vitality of our region, and we are thrilled to partner with the New Orleans Convention Center to launch this tool designed to make pathways to procurement more accessible,” said Port NOLA President and CEO and NOPB CEO Brandy Christian. “Port NOLA is proud to report that we invested nearly \$20 million in fiscal year 2023 to support local small and disadvantaged businesses, and we look forward to continued collaboration with our partners to maximize the impact for our small business community.”

The SEBconnect program offers users simplified technology, delivering better access and availability for opportunities all in a convenient online location, and also makes the certification process easy and transparent by connecting business owners with the right point of contact for certification through the Hudson, State and Local Disadvantaged Business Enterprise and Louisiana Unified Certification Program.

“Upon receiving a notification from the SEBconnect app about a newly posted request for quotation, our team was able to swiftly receive, access and respond,” said Dayle Hernandez, owner

and operations manager for Source One Facilities Services, LLC. “The convenience of the user-friendly mobile app ensured our team was efficient and secured success.”

Since securing a contract through the app, Hernandez’s small business now provides janitorial services and supplemental event labor for the Convention Center.

SEBconnect has proven to be a vital tool and a helpful resource for the local business community.

“We are extremely excited to be working with the Port of New Orleans and New Orleans Public Belt Railroad on this endeavor, as we continue to build a network of opportunities that will enhance the growth and prosperity of our small business community,” said Sawaya.

For current SEBconnect App users, you must download the latest version in order to access all opportunities with NOENMCC, PORT NOLA and NOPB.

To view opportunities and learn more, visit sebconnect.com.

###

About the New Orleans Ernest N. Morial Convention Center (NOENMCC)

New Orleans is Built to Host! With 1.1 million square feet of prime exhibit space on one level, all under one roof, NOENMCC is the sixth largest Convention Center in the United States and provides the largest single exhibit space in the country. NOENMCC is a 2023 IAVM Venue Excellence recipient and is consistently named a regional top workplace by The Times-Picayune/The New Orleans Advocate. Our recent LEED Gold certification makes NOENMCC the largest LEED-certified project in Louisiana and the largest convention center project in the U.S. certified under LEED v4.1 Operations and Maintenance, as well as the first convention center in the world to be awarded initial certification under LEED Gold v4.1 O+M. A leading contributor to the city’s robust tourism economy, NOENMCC event activity has produced \$90.1 billion in economic impact since its 1985 opening.

About Port NOLA

The Port of New Orleans (Port NOLA) is a modern multimodal gateway for global commerce and an in-demand cruise port — delivering seamless, integrated logistics solutions between river, rail and road. Port NOLA is a diverse deep water port uniquely located on the Mississippi River near the Gulf of Mexico -- with access to 30-plus major inland hubs such as Dallas, Memphis, Chicago and Canada via 14,500 miles of waterways, 6 Class I railroads and interstate roadways. Strategic alignment with the New Orleans Public Belt Railroad, a Class III connecting railroad, strengthens Port NOLA’s position as an integrated hub and supports the Port’s mission of driving regional economic prosperity.

About NOPB:

The New Orleans Public Belt Railroad (NOPB) is a Class III switching railroad with a mission of serving the Port of New Orleans, local customers, and the New Orleans Rail Gateway. The NOPB connects six Class I railroads to each other and to properties in and near the Port complex. For more information, visit: www.railnola.com.



NOEHA AGENDA



Regular Meeting of the Board of Commissioners
Ernest N. Morial New Orleans Exhibition Hall Authority (NOEHA)
Authority Boardroom – 900 Convention Center Blvd., New Orleans, LA 70130
Livestream: <https://attendee.gotowebinar.com/register/4094313458398282072>
Audio Only: 1 (415) 655-0060 | Access Code: 701-343-747

AGENDA

Wednesday, February 28, 2024
2:00 pm.

After the meeting is convened, the Board of Commissioners will consider the following items:

- I. Call to Order
- II. Public Comment – The Louisiana Open Meetings Law provides the public with the opportunity to address this Board prior to it taking any action on an agenda item at the meeting. Members of the public can provide comment by email to comments@mccno.com or in person. Email comments will be read aloud up to two (2) minutes each. People wishing to speak in person must fill out a speaker card and submit it to staff at the meeting. Speakers will be allowed 2 minutes to make comments.
- III. Approval of NOEHA Board Meeting Minutes of January 24, 2024
- IV. Resolutions
 - A. 2024.1- Granting Signature Authority
 - B. 2024.2 - Granting Authority to Execute Calliope St. Cooperative Endeavor Agreement
- V. Contracts
 - A. Calliope St. Beautification Project – Gibbs Construction, L.L.C.
 - B. Procurement of Banquet Tables & Table Trucks – Southern Aluminum Manufacturing Acquisition, Inc.
 - C. Consulting and Monitoring Services – Corporate Realty Leasing Company, Inc.
 - D. Amendment to CMAR Stage 1 Architect of Record contract- NANO LLC
- VI. Committee Reports (non-consent)
 - A. Finance & Audit Committee
 1. Financial Reports – December 2023

- VII. Convention Center President's Report
- VIII. Other Business
- IX. Next Regularly Scheduled Meeting: Wednesday, March 27, 2024
- X. Motion to Adjourn

The background of the slide is a composite image. The left half features a close-up, low-angle view of a large steel truss bridge, with its intricate lattice of beams and girders dominating the frame. The right half shows a wide-angle view of a city skyline at dusk or night, with several skyscrapers illuminated against a dark sky. A large, solid orange circle is centered over the image, containing the text "NOEHA MEETING MINUTES" in white, uppercase, sans-serif font.

NOEHA MEETING MINUTES

MEETING MINUTES OF THE BOARD OF COMMISSIONERS
ERNEST N. MORIAL NEW ORLEANS EXHIBITION HALL AUTHORITY

A Meeting of Ernest N. Morial New Orleans Exhibition Hall Authority was held on Wednesday, January 24, 2024.

Commissioner Ellis called the meeting to order at 2:33 p.m. and asked for a roll call. The results were as follows:

| | |
|--------------------|---------|
| Geri Broussard | Absent |
| Stephen Caputo | Present |
| Edgar Chase, IV | Present |
| David Ellis | Present |
| Ronald Guidry | Present |
| Robert Hammond | Present |
| Don Hubbard | Present |
| Eddie Jacobs | Absent |
| Ralph Mahana | Absent |
| Jerry Reyes | Absent |
| Melvin J. Rodrigue | Present |
| Camille Whitworth | Present |
| Eric Wright | Present |

The total number present at roll call was nine (9).

Commissioner Ellis asked for public comments of agenda items. There were none.

Commissioner Ellis requested a motion to approve the NOEHA Board Meeting Minutes of December 13, 2023. Commissioner Whitworth moved approval, seconded by Commissioner Guidry. Motion approved.

Commissioner Hubbard moved approval of Procurement of Kitchen Equipment. Motion seconded by Commissioner Rodrigue. Motion approved.

Commissioner Caputo moved approval of Construction Manager at Risk GMP Amendment – Stage 1 Phase I and II. Motion seconded by Commissioner Wright. Motion approved.

Alita Caparotta presented the November 2023 Financial Reports, the Set Aside Report FY 2024, and the Annual Anticipated Solicitations FY 2024 (2019.5). Commissioner Hubbard moved approval. Motion seconded by Commissioner Hammond. Motion approved.

Michael Sawaya gave the Convention Center President's report.

Commissioner Hubbard exited the meeting at 3:04 p.m.

Commissioner Guidry exited the meeting at 3:04 p.m.

Commissioner Wright exited the meeting at 3:07 p.m.

In Other Business, Michael Sawaya was recognized as CEO of the Year.

Commissioner Ellis asked for a motion to adjourn. There was no quorum to approve motion. Meeting ended at 3:08 p.m.

ATTEST: _____
CAMILLE WHITWORTH, SECRETARY

:rsa



RESOLUTIONS

RESOLUTION 2024.1 – GRANTING SIGNATURE AUTHORITY

WHEREAS, on February 28, 2018, the governing authorities of both the Ernest N. Morial New Orleans Exhibition Hall Authority (Authority) and the New Orleans Public Facility Management Inc. (NOPFMI) passed Resolution 2018.3, whereby they authorized the President/CEO, Michael J. Sawaya, to sign any and all documents on behalf of these organizations and, at his discretion, delegate certain signing authority of certain documents to the executive management team;

WHEREAS, the Authority and NOPFMI renewed this authorization in Resolution 2021.7 and Resolution 2022.11;

WHEREAS, the Authority and NOPFMI wish to renew the authorization given in Resolution 2018.3 and renewed in Resolution 2021.7 and Resolution 2022.11;

BE IT ESTABLISHED, by this resolution that the President/CEO, Michael J. Sawaya, be authorized to sign any and all documents on behalf of these organizations and, at his discretion, delegate certain signing authority of certain documents to the executive management team as follows:

- Chief Administrative Officer to be signatory for all disbursement documents;
- Chief Administrative Officer to execute contracts with the exception of Facility Use Contracts and Parking Contracts;
- Chief Commercial Officer to execute Facility Use Contracts and Parking Contracts;
- Chief Administrative Officer to be signatory for routine - operational documents;
- Chief Operating Officer to be secondary signatory for contracts if the Chief Administrative Officer is not able to execute.

BE IT RESOLVED, at the February 28, 2024, regular meeting of the Board of Commissioners of the Ernest N. Morial New Orleans Exhibition Hall Authority, Commissioner _____ moved to approve signature authority and Commissioner _____seconded this motion.

The foregoing resolution having been submitted to a vote, the vote resulted as follows:

RESOLUTION 2024.2 – GRANTING AUTHORITY TO
EXECUTE CALLIOPE ST. COOPERATIVE ENDEAVOR
AGREEMENT

WHEREAS the Port of New Orleans (the “Port”); the Downtown Development District (the “DDD”); the Ernest N. Morial New Orleans Exhibition Hall Authority (the “Authority”); New Orleans and Company (“New Orleans & Co.”), the Louisiana Department of Transportation and Development (“DOTD”) (collectively the “Parties”) are aware of certain public areas in the Downtown New Orleans area near the Westbank Expressway of New Orleans and part of the Calliope St. corridor (the “Site”),

WHEREAS the Site is passed by many citizens and visitors to New Orleans on a daily basis, including many on their way to the Ernest N. Morial Convention Center (the “Convention Center”), which is owned and operated by the Authority, and the passenger cruise terminals owned and operated by the Port;

WHEREAS New Orleans & Co. works closely with the Authority to market the Convention Center to industry and convention groups around the nation and abroad;

WHEREAS the DDD was created to provide enhanced services in economic development, cleaning and safety in an area that includes the Site;

WHEREAS DOTD owns the Site and will grant the Authority the right to use the Site through an amendment to the existing Joint Use Agreement between DOTD and the Authority;

WHEREAS the Parties desire to accomplish a valuable public purpose of enhancing and maintaining the Site by collaborating in the design, improvement, and maintenance of various improvements to the Sites (the “Project”);

WHEREAS the design for the Project has been completed and the Project has been advertised according to the Louisiana Public Bid Law;

WHEREAS the total cost of the Project, including design and construction, is approximately \$839,000;

WHEREAS DOTD and DDD have each committed \$50,000 towards the cost of the Project;

WHEREAS New Orleans & Co. has committed at least \$200,000 toward the cost of the Project;

WHEREAS the Port's Board of Commissioners will consider committing half the remaining cost of the Project, approximately \$270,000;

WHEREAS the Authority wishes to fund the remaining amount of the Project costs, in an amount not to exceed \$270,000;

WHEREAS the Parties have agreed to a Cooperative Endeavor Agreement (the “Calliope St. CEA”) to formalize their obligations, a copy of which is attached as an exhibit to this Resolution as Exhibit No. 1;

BE IT RESOLVED, at the February 28, 2024, regular meeting of the Board of Commissioners of the Ernest N. Morial New Orleans Exhibition Hall Authority, Commissioner moved, and Commissioner seconded, that the Executive Vice President be authorized and empowered to execute the Calliope St. CEA in substantially the same form as presented to the Board at the February 28, 2024 Board meeting and committing the Authority to provide not more than \$270,000 towards the cost of the Project and report back to the Board when the CEA is fully executed.

**COOPERATIVE ENDEAVOR AGREEMENT
PORT OF NEW ORLEANS
AND
DOWNTOWN DEVELOPMENT DISTRICT
AND
THE ERNEST N. MORIAL NEW ORLEANS EXHIBITION HALL AUTHORITY
AND
NEW ORLEANS AND COMPANY
AND
LOUISIANA DEPARTMENT OF TRANSPORTATION AND DEVELOPMENT
CALLIOPE ST. CORRIDOR BEAUTIFICATION**

THIS COOPERATIVE ENDEAVOR AGREEMENT (the “Agreement”) is made and entered into on this ____ day of _____, 2024 (the “Effective Date”), by and between the Port of New Orleans, represented by _____, _____ (the “Port”); the Downtown Development District, represented by _____, _____ (the “DDD”); the Ernest N. Morial New Orleans Exhibition Hall Authority, represented by Jerry Reyes, President of the Board, (the “Authority”); New Orleans and Company (“New Orleans & Co.”), represented by Walt Leger, III, its President/CEO; and the Louisiana Department of Transportation and Development (“DOTD”), represented by _____, _____ (collectively the “Parties”).

WHEREAS, pursuant Article 7, Section 14(C) of the Louisiana Constitution of 1974, and related statutes, and Section 9-314 of the Home Rule Charter of the City of New Orleans, the City may enter into cooperative endeavors with the State of Louisiana, its political subdivisions and corporations, the United States and its agencies, and any public or private corporation, association, or individual with regard to cooperative financing and other economic development activities, the procurement and development of immovable property, joint planning and implementation of public works, the joint use of facilities, joint research and program implementation activities, joint funding initiatives, and other similar activities in support of public education, community development, housing rehabilitation, economic growth, and other public purposes;

WHEREAS the DDD is a special taxing district established pursuant to the provisions of La. R.S. 33:2740.3 for a certain delineated portion of the First District of the City in the Parish of Orleans, State of Louisiana, which includes the Site; Its mission is to provide enhanced services in economic development, cleaning and safety.

WHEREAS the Authority and the Port are political subdivisions of the State of Louisiana;

WHEREAS New Orleans & Co. is a Louisiana Corporation dedicated to promoting tourism in the City of New Orleans and supporting the city’s culture and works closely with the Authority to market the Convention Center to industry and convention groups around the nation and abroad;

WHEREAS the Parties are aware of certain public areas in the Downtown New Orleans area near the Westbank Expressway of New Orleans and part of the Calliope St. corridor that are in disrepair (the “Site”),

WHEREAS the Site is passed by many citizens and visitors to New Orleans on a daily basis, including many on their way to the Ernest N. Morial Convention Center (the “Convention Center”), which is owned and operated by the Authority, and the passenger cruise terminals owned and operated by the Port;

WHEREAS DOTD owns the Site and will grant the Authority the right to use the Site through an amendment to an existing Joint Use Agreement between DOTD and the Authority;

WHEREAS the Parties desire to accomplish a valuable public purpose of enhancing and maintaining the Site by collaborating in the improvement, and maintenance of various improvements to the Site (the “Project”);

WHEREAS the design for the Project has been completed and the Project has been advertised and one bid received according to the Louisiana Public Bid Law;

WHEREAS, the budget for the design and construction of the Project is EIGHT HUNDRED THIRTY-NINE THOUSAND AND NO/00 (\$839,000.00) DOLLARS;

WHEREAS, Each Party wishes to contribute to the Project as set forth below;

NOW THEREFORE, the Port, the DDD, the Authority, New Orleans & Co., and DOTD each having the authority to do so, agree as follows:

I. OBLIGATIONS OF THE PARTIES.

A. Obligations of the Port. The Port will:

1. Contribute an amount equal to _____ of the remaining costs of the design and construction of the Project after the combined contribution of the DDD and DOTD is deducted.

B. Obligations of the DDD. The DDD will:

1. Contribute the sum of FIFTY THOUSAND AND NO/100 (\$50,000.00) DOLLARS towards the net costs of the design and construction of the Project;

C. Obligations of the Authority. The Authority will:

1. Contribute an amount equal to _____ of the remaining costs of the design and construction of the Project after the combined contribution of the DDD and DOTD is deducted;
2. Establish and administer a fund into which all contributed funds shall be placed for use exclusively toward the construction of the Project;
3. Through a competitive process and in accordance with Louisiana law and Authority policy, select, contract with, and pay for maintenance of the Project area for a period of not less than five (5) years;
4. Secure all necessary permits, permissions, and documentation necessary to complete the Project;

5. Provide a periodic accounting of all Project funds to all Parties.

D. Obligations of New Orleans & Co. New Orleans & Co. will:

1. Contribute an amount equal to _____ of the remaining costs of the design and construction of the Project after the combined contribution of the DDD and DOTD is deducted

E. Obligations of DOTD. The DOTD will:

1. Contribute the sum of FIFTY THOUSAND AND NO/100 (\$50,000.00) DOLLARS towards the net costs of the design and construction of the Project;
2. Provide all permitting necessary to construct the Project in an expedited manner;
3. Work with the Authority to amend the existing Joint Use Agreement between the two parties to include the Site. .

IV. DURATION.

This Agreement will be effective for five (5) years from the Effective Date.

V. TERMINATION.

- A. Termination for Cause.** Any party may terminate this Agreement immediately for cause. If any party prevails in a challenge to a termination for cause, the termination for cause will be deemed to be a termination for convenience effective thirty (30) days from the date that the original written notice of termination for cause without the requirement of notice.

VI. NOTICES.

Except for any routine communication, any notice, demand, communication, or request required or permitted under this Agreement will be given in writing and delivered in person or by certified mail, return receipt requested as follows:

1. To the Port:
[Name/Title]
1350 Port of New Orleans Pl.;
New Orleans, LA 70130
2. To the DDD:
[Name/Title]
Downtown Development District
201 St. Charles Ave., #3912
New Orleans, LA 70170
3. To the Authority:

Jerry Reyes, President
Ernest N. Morial New Orleans Exhibition Hall Authority
900 Convention Center Blvd
New Orleans, LA 70130

4. To New Orleans & Co.

Walt Leger, III, President/CEO
2020 St. Charles Ave.
New Orleans, LA 70130

5. To the DOTD:

[Name/Title]
Louisiana Department of Transportation and Development

Baton Rouge, LA

Notices are effective when received, except any notice that is not received due to the intended recipient's refusal or avoidance of delivery is deemed received as of the date of the first attempted delivery. Each party is responsible for notifying the other in writing that references this Agreement of any changes in its address(es) set forth above.

VI. MISCELLANEOUS PROVISIONS.

- A. Prohibition Against Financial Interest in Agreement.** No officer, director, official, or employee of any Party, and no spouse, child, or parent of such person shall have a financial interest, direct or indirect, in this Agreement. Any willful violation of this provision will render this Agreement voidable by the other Parties.
- B. Non-Exclusivity.** The Parties shall be free to engage the services of other persons for the performance of some or all of the obligations contemplated this Agreement.
- C. Acknowledgment of Exclusion of Worker's Compensation Coverage.** The Parties expressly agree and acknowledge that they are independent contractors as defined in La. R.S. 23:1021 and as such, it is expressly agreed and understood between the Parties hereto, in entering into this Agreement, that no Party shall be liable to the other Parties for any benefits or coverage as provided by the Workmen's Compensation Law of the State of Louisiana, and further, under the provisions of La. R.S. 23:1034, anyone employed by a Party shall not be considered an employee of the other Parties for the purpose of Workers' Compensation coverage.
- D. Acknowledgment of Exclusion of Unemployment Compensation Coverage.** The Parties herein expressly declare and acknowledge that they are independent contractors. Consequently, neither the Parties nor anyone employed by a Party shall be considered an

employee of any other Party for the purpose of unemployment compensation coverage, which is expressly waived and excluded.

- E. **Waiver of Benefits.** The Parties agree and understand that each Party, acting as an independent agent, shall not receive any sick and annual leave, health or life insurance, pension, or other benefits from any other Party.
- F. **Jurisdiction.** The Parties consent and yield to the jurisdiction of the State Civil Courts of the Parish of Orleans and formally waives any pleas of jurisdiction on account of the residence elsewhere.
- G. **Governing Law.** Any dispute arising from or relating to this Agreement or the performance of any obligations under this Agreement shall be resolved in accordance with the laws of the State of Louisiana.
- H. **Rules of Construction.** This Agreement has been reviewed by all parties, shall be construed, and interpreted according to the ordinary meaning of the words used so as to fairly accomplish the purposes and intentions of all parties. The headings and captions of this Agreement are provided for convenience only and are not intended to have effect in the construction or interpretation of this Agreement. The singular number includes the plural, where appropriate. Neither this Agreement, nor any uncertainty or ambiguity herein shall be construed or resolved in favor of or against either party on the basis of which party drafted the language.
- I. **Severability.** The parties intend all provisions of this Agreement to be enforced to the fullest extent permitted by law. Accordingly, if a court of competent jurisdiction finds any provision to be unenforceable as written, the court should reform the provision so that it is enforceable to the maximum extent permitted by law. If a court finds any provision is not subject to reformation, that provision shall be fully severable and the remaining provisions of this Agreement shall remain in full force and effect and shall be construed and enforced as if such illegal, invalid, or unenforceable provision was never included, and the remaining provisions of this Agreement shall remain in full force and effect.
- J. **Survival of Provisions.** All representations and warranties and all responsibilities regarding record retention, access, and ownership, cooperation with Office of Inspector General investigations, and indemnification shall survive the termination of this Agreement and continue in full force and effect.
- K. **No Third-Party Beneficiaries.** This Agreement is entered into for the exclusive benefit of the Parties, and the parties expressly disclaim any intent to benefit any person that is not a party to this Agreement.
- L. **Non-Waiver.** The failure of either party to insist upon strict compliance with any provision of this Agreement, to enforce any right, or to seek any remedy upon discovery of any default or breach of the other party shall not affect or be deemed a waiver of any party's right to insist upon compliance with the terms and conditions of the Agreement, to exercise any rights, or to seek any available remedy with respect to any default, breach, or defective performance.

- M. **Agreement Binding.** This Agreement is not assignable by either party unless authorized

by a validly executed amendment.

- N. **Modifications.** This Agreement shall not be modified except by written amendment executed by authorized representatives of the parties.
- O. **Voluntary Execution.** The Parties have read and fully understands the terms, covenants and conditions set forth in this Agreement and is executing the same willingly and voluntarily of its own volition.
- P. **Complete Agreement.** This Agreement supersedes and replaces any and all prior agreements, negotiations, and discussions between the parties with regard to the terms, obligations, and conditions of this Agreement.
- Q. **Counterparts.** This Agreement may be executed in one or more counterparts, each of which shall be deemed to be an original copy of this Agreement, but all of which, when taken together, shall constitute one and the same agreement.
- R. **Electronic Signature.** The Parties agree that a manually signed copy of this Agreement and any other document(s) attached to this Agreement delivered by email shall be deemed to have the same legal effect as delivery of an original signed copy of this Agreement. No legally binding obligation shall be created with respect to a party until such party has delivered or caused to be delivered a manually signed copy of this Agreement.

The remainder of this page has been intentionally left blank.

IN WITNESS WHEREOF, the Port, the DDD, the Authority, and the DOTD, through their duly authorized representatives, execute this Agreement.

PORT OF NEW ORLEANS

BY: _____

DOWNTOWN DEVELOPMENT DISTRICT

BY: _____

**THE ERNEST N. MORIAL NEW ORLEANS
EXHIBITION HALL AUTHORITY**

BY: _____
**JERRY REYES, PRESIDENT, BOARD
OF COMMISSIONERS**

NEW ORLEANS AND COMPANY

BY: _____
WALT LEGER, III, PRESIDENT/CEO

**LOUISIANA DEPARTMENT OF
TRANSPORATION AND DEVELOPMENT**

BY: _____



CONTRACTS

CALLIOPE BEAUTIFICATION PROJECT

Summary:

CONTRACTOR will create detention ponds at multiple existing locations which will include detention pond infrastructure, including native grass and shrubbery associated drainage, addition of sidewalks and way-finding signage in the Calliope St. area near the Convention Center.

Contractor Information:

Gibbs Construction, L.L.C.
New Orleans, LA 70123
• SEB/DBE Certification and/or Participation: No

Contract Term:

February 29, 2024 – February 28, 2025

Contract Amount:

Annual Contract Cost: \$772,000

Solicitation:

Advertised as a Public Works – One (1) bid received.

PROCUREMENT OF BANQUET TABLES & TABLE TRUCKS

Summary:

CONTRACTOR will provide five-hundred fifty (550) banquet tables and fifty-five (55) table trucks.

Contractor Information:

Southern Aluminum Manufacturing Acquisition, Inc.
Magnolia, AR 71753
• SEB/DBE Certification and/or Participation: No

Contract Term:

February 29, 2024 – February 28, 2025

Contract Amount:

Contract Cost: \$650,355

Solicitation:

Advertised as a Procurement – One (1) Bid received.

CONSULTING AND MONITORING SERVICES

Summary:

CONSULTANT will provide real estate related consulting services which include negotiating additional development deals with RDNI, providing oversight of RDNI compliance of the Master Developer Agreement and ground leases, and leading negotiations with RDNI on future contract modification requests.

Contractor Information:

Corporate Realty Leasing Company, Inc.
New Orleans, LA 70170

- SEB/DBE Certification and/or Participation: Yes
 - Chris R. Ross I Real Estate LLC (22%)

Contract Term:

March 1, 2024 – February 28, 2029

Contract Amount:

Annual Contract Cost: \$72,000
Total Contract Cost: \$360,000

Solicitation:

Not Applicable

ARCHITECT OF RECORD SERVICES FOR INTERIOR FINISH UPGRADES – AMENDMENT NO. 1

Summary:

Amends contract to provide for additional design work for meeting rooms in Phase 3 of the building that were removed from Stage 2 scope.

Contractor Information:

NANO, LLC
New Orleans, LA 70170
• SEB/DBE Certification and/or Participation: Yes, 100%

Contract Term:

March 1, 2024 – February 28, 2025

Contract Amount:

Original Contract Cost: \$6,191,148
Increase Cost: \$770,396
Amended Contract Cost: \$6,961,544

Solicitation:

Not Applicable

The background of the slide is a composite image. The left half features a close-up, low-angle view of a large steel truss bridge, with its intricate lattice of beams and supports. The right half shows a wide-angle view of a city skyline at dusk or night, with several skyscrapers illuminated against a dark sky. A large, solid orange circle is centered over the image, containing the title text in white.

FINANCE & AUDIT COMMITTEE REPORT



**ERNEST N. MORIAL
NEW ORLEANS EXHIBITION HALL AUTHORITY
STATEMENT OF NET POSITION
DECEMBER, 2023 and 2022**

| ASSETS AND DEFERRED OUTFLOWS OF RESOURCES | | 2023 | 2022 |
|---|---|-----------------------|-----------------------|
| 1 | Current assets: | | |
| 2 | Cash | \$ 15,028,724 | \$ 14,645,486 |
| 3 | Investments | \$ 28,877,369 | \$ 22,059,033 |
| 4 | Accounts receivable, net | \$ 10,138,955 | \$ 6,264,384 |
| 5 | Interest receivable | \$ 1,178,417 | \$ 382,397 |
| 6 | Lease receivable | \$ 1,254,434 | \$ 1,281,127 |
| 7 | Prepaid expenses and other assets | \$ 1,934,631 | \$ 1,386,262 |
| 8 | Total current assets | \$ 58,412,530 | \$ 46,018,689 |
| 9 | Designated and restricted assets: | | |
| 10 | Cash, restricted primarily for construction and debt service | \$ 5,383,794 | \$ 5,378,516 |
| 11 | Cash, restricted to satisfy Cooperative Endeavor Agreements | \$ 7,400,735 | \$ 7,159,544 |
| 12 | Investments, designated by Board for future specified use | \$ 35,600,000 | \$ 35,600,000 |
| 13 | Investments, restricted to satisfy Cooperative Endeavor Agreements | \$ 101,985,018 | \$ 92,795,181 |
| 14 | Investments, restricted primarily for debt services | \$ 105,372,087 | \$ 5,697,258 |
| 15 | Interest Receivable | \$ 518,235 | \$ 15,713 |
| 16 | Taxes receivable | \$ 24,273,815 | \$ 22,059,024 |
| 17 | Total designated and restricted assets | \$ 280,533,684 | \$ 168,705,236 |
| 18 | Long-term assets: | | |
| 19 | Lease receivable, less current portion | \$ 3,614,317 | \$ 4,860,867 |
| 20 | Right to use leased assets and subscriptions, net of amortization | \$ 503,985 | \$ 196,753 |
| 21 | Property, buildings and equipment, net | \$ 416,364,275 | \$ 381,277,872 |
| 22 | Total long-term assets | \$ 420,482,577 | \$ 386,335,492 |
| 23 | Total assets | \$ 759,428,791 | \$ 601,059,417 |
| 24 | Deferred outflows of resources | | |
| 25 | Unamortized loss on bond refinancing | \$ - | \$ - |
| 26 | Total assets and deferred outflows of resources | \$ 759,428,791 | \$ 601,059,417 |
| 27 | LIABILITIES, DEFERRED INFLOWS OF RESOURCES AND NET POSITION | | |
| 28 | Current liabilities (payable from current assets): | | |
| 29 | Accounts payable | \$ 9,553,592 | \$ 5,964,846 |
| 30 | Other payables | \$ 5,562,033 | \$ 1,694,177 |
| 31 | Unearned revenue | \$ 5,904,877 | \$ 5,500,604 |
| 32 | Current portion of lease and subscription obligations | \$ (1,161) | \$ 113,762 |
| 33 | Compensated absences, current portion | \$ 815,900 | \$ 761,998 |
| 34 | Total unrestricted current liabilities | \$ 21,835,241 | \$ 14,035,387 |
| 35 | Current liabilities (payable from restricted assets): | | |
| 36 | Other Liabilities | \$ 70,570 | \$ 75,794 |
| 37 | Current portion of accrued bond interest | \$ 3,192,229 | \$ 618,272 |
| 38 | Current portion of bonds payable and other long term liabilities | \$ 4,830,000 | \$ 4,605,000 |
| 39 | Total restricted current liabilities | \$ 8,092,799 | \$ 5,299,066 |
| 40 | Total current liabilities | \$ 29,928,040 | \$ 19,334,453 |
| 41 | Long-term liabilities: | | |
| 42 | Compensated absences, less current portion | \$ 470,619 | \$ 543,552 |
| 43 | Bonds payable and other long term liabilities, less current portion, net | \$ 144,918,563 | \$ 24,480,018 |
| 44 | Lease and subscriptions obligations, less current portion | \$ (1,603) | \$ 98,345 |
| 45 | Unearned revenue, less current portion | \$ 1,588,526 | \$ 1,905,488 |
| 46 | Lease deposits | \$ 1,951,622 | \$ 2,053,073 |
| 47 | Total long-term liabilities | \$ 148,927,727 | \$ 29,080,476 |
| 48 | Total liabilities | \$ 178,855,767 | \$ 48,414,929 |
| 49 | Deferred inflows of resources | | |
| 50 | Unamortized gain on bond refinancing | \$ 2,230,072 | \$ 3,210,300 |
| 51 | Leases | \$ 4,757,165 | \$ 6,114,792 |
| 52 | Total deferred inflows of resources | \$ 6,987,237 | \$ 9,325,092 |
| 53 | Total liabilities and deferred inflows of resources | \$ 185,843,004 | \$ 57,740,021 |
| 54 | Net position: | | |
| 55 | Invested in capital assets, net of related debt | \$ 266,615,712 | \$ 348,967,200 |
| 56 | Restricted primarily for debt service, construction, and CEA | \$ 241,670,885 | \$ 132,411,170 |
| 57 | Unrestricted | \$ 65,299,190 | \$ 61,941,026 |
| 58 | Total net position | \$ 573,585,787 | \$ 543,319,396 |
| 59 | Total liabilities, deferred inflows of resources, and net position | \$ 759,428,791 | \$ 601,059,417 |



ERNEST N. MORIAL
NEW ORLEANS EXHIBITION HALL AUTHORITY
STATEMENT OF REVENUES, EXPENSES AND CHANGES IN NET POSITION
FOR THE PERIOD ENDING DECEMBER 2023 AND DECEMBER 2022

| | 2023 ACTUALS | | 2022 - AUDITED | | | 2023 REVISED BUDGET | | |
|---|---------------|----------------|-----------------------|----------------|---------------------|------------------------|---------------------------|---------------------|
| | Month to Date | Year to Date | Prior Year to Date | Variance | Percent Variance | Budget Year to Date | Variance To Actual YTD | Percent Variance |
| 1 Operating revenues: | | | | | | | | |
| 2 User fees | \$ 2,841,035 | \$ 30,006,393 | \$ 31,480,751 | \$ (1,474,358) | -4.68% | \$ 28,783,162 | \$ 1,223,231 | 4.25% |
| 3 Food Service Commissions and Fees | 987,080 | 7,152,181 | 7,219,450 | (67,269) | -0.93% | 7,164,331 | (12,150) | -0.17% |
| 4 Other: | | | | | | | | |
| 5 The UPS Store | 20,924 | 439,098 | 421,548 | 17,550 | 4.16% | 457,385 | (18,287) | -4.00% |
| 6 Rental | 192,551 | 1,818,929 | 575,813 | 1,243,116 | 215.89% | 330,978 | 1,487,951 | 449.56% |
| 7 Miscellaneous | 48,280 | 271,906 | 513,693 | (241,787) | -47.07% | 195,682 | 76,224 | 38.95% |
| 8 Total operating revenues | 4,089,870 | 39,688,507 | 40,211,255 | (522,748) | -1.30% | 36,931,538 | 2,756,969 | 7.47% |
| 9 Operating expenses: | | | | | | | | |
| 10 General and administrative | 1,297,440 | 13,000,453 | 9,468,834 | (3,531,619) | -37.30% | 13,837,852 | 837,399 | 6.05% |
| 11 Sales and marketing | 732,980 | 4,386,512 | 3,880,346 | (506,166) | -13.04% | 4,733,576 | 347,064 | 7.33% |
| 12 New Orleans & Co. | 8,396 | 366,687 | 457,972 | 91,285 | 19.93% | 518,543 | 151,856 | 29.29% |
| 13 Event services | 222,509 | 2,414,814 | 2,197,696 | (217,118) | -9.88% | 2,385,652 | (29,162) | -1.22% |
| 14 Food services | 117,695 | 867,989 | 757,263 | (110,726) | -14.62% | 1,114,876 | 246,887 | 22.14% |
| 15 Building operations | 2,430,978 | 26,177,474 | 25,924,332 | (253,141) | -0.98% | 26,911,333 | 733,859 | 2.73% |
| 16 Public safety | 569,127 | 5,574,908 | 5,060,135 | (514,773) | -10.17% | 5,896,698 | 321,790 | 5.46% |
| 17 Production services | 398,304 | 3,583,917 | 2,941,565 | (642,352) | -21.84% | 3,562,578 | (21,339) | -0.60% |
| 18 Technology services | 541,181 | 4,848,991 | 4,990,186 | 141,195 | 2.83% | 5,672,699 | 823,708 | 14.52% |
| 19 The UPS Store | 52,649 | 457,373 | 427,071 | (30,302) | -7.10% | 447,092 | (10,281) | -2.30% |
| 20 Total operating expenses | 6,371,259 | 61,679,118 | 56,105,400 | (5,573,717) | -9.93% | 65,080,899 | 3,401,781 | 5.23% |
| 21 Income (Loss) from operations before depreciation and non-capital, one-time projects | (2,281,389) | (21,990,611) | (15,894,145) | (6,096,465) | -38.36% | (28,149,361) | 6,158,750 | 21.88% |
| 22 Non-capital, one-time projects | 192,904 | 708,029 | 1,892,912 | 1,184,883 | 62.60% | 840,421 | 132,392 | 15.75% |
| 23 Depreciation and amortization | 1,945,168 | 23,976,641 | 23,196,844 | (779,797) | -3.36% | 22,621,270 | (1,355,371) | -5.99% |
| 24 Income (Loss) before nonoperating revenues (expenses) and capital contributions | (4,419,461) | (46,675,281) | (40,983,901) | (5,691,380) | -13.89% | (51,611,052) | 4,935,771 | 9.56% |
| 25 Nonoperating revenues (expenses): | | | | | | | | |
| 26 Tax revenues | 7,746,003 | 66,658,365 | 64,668,956 | 1,989,409 | 3.08% | 66,548,269 | 110,096 | 0.17% |
| 27 Investment income/(expenses) | 2,215,200 | 12,889,027 | (155,516) | 13,044,543 | 8387.91% | 6,925,775 | 5,963,252 | 86.10% |
| 28 Interest expense | (449,160) | (4,043,572) | (1,248,962) | (2,794,610) | -223.75% | (3,998,377) | (45,195) | -1.13% |
| 29 Distribution to government agencies | - | - | (250,000) | 250,000 | 0.00% | - | - | #DIV/0! |
| 30 Insurance proceeds | (1,423,168) | 1,430,738 | - | 1,430,738 | 0.00% | 7,571 | | 0.00% |
| 31 Total nonoperating revenues (expenses) | 8,088,875 | 76,934,558 | 63,014,478 | 13,920,080 | 22.09% | 69,483,238 | 6,028,153 | 8.68% |
| 32 Increase (Decrease) in net position | \$ 3,669,414 | \$ 30,259,277 | \$ 22,030,577 | \$ 8,228,700 | 37.35% | \$ 17,872,186 | \$ 12,387,091 | 69.31% |
| 33 Net position: | | | | | | | | |
| 34 Balance, beginning of year | | 543,319,396 | 521,288,819 | | | 543,319,396 | | |
| 35 Change in accounting principle | | 7,114 | - | | | | | |
| | | 543,326,510 | 521,288,819 | | | | | |
| 36 Balance, end of year | | \$ 573,585,787 | \$ 543,319,396 | \$ 8,228,700 | | \$ 561,191,582 | \$ 12,394,205 | |

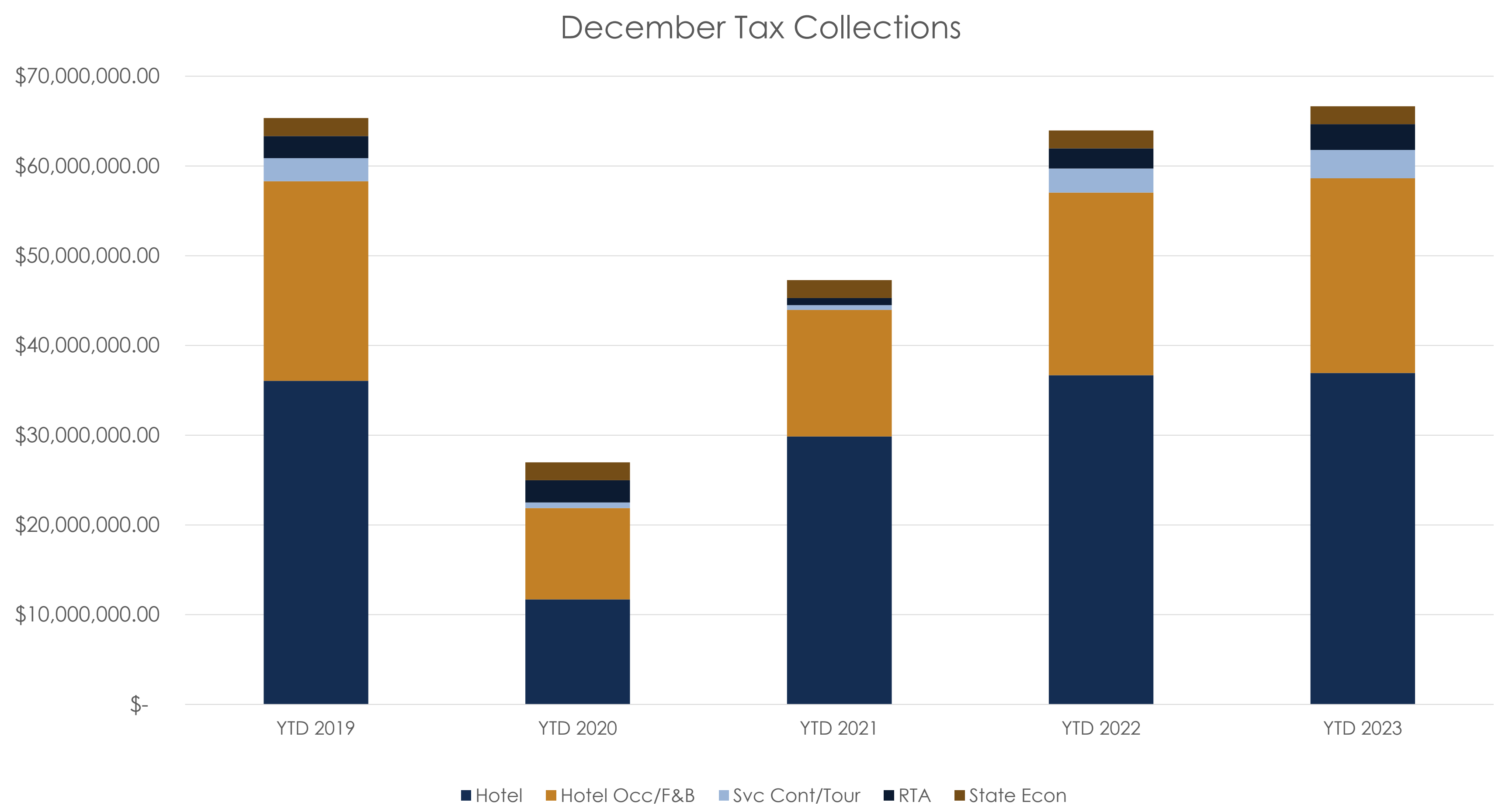


ERNEST N. MORIAL
NEW ORLEANS EXHIBITION HALL AUTHORITY
STATEMENT OF CASH FLOWS
FOR THE PERIODS ENDING DECEMBER 2023 AND DECEMBER 2022

| | 2023 | 2022 |
|--|---------------------|------------------------|
| Cash flows from operating activities: | | |
| Cash received from user fees | 26,796,156 | \$ 30,738,312 |
| Cash received from other sources | 8,805,839 | \$ 7,946,696 |
| Cash paid to employees and for related expenses | (34,275,107) | \$ (31,263,072) |
| Cash paid to suppliers | (26,346,501) | \$ (26,231,903) |
| Net cash provided by (used in) operating activities | (25,019,613) | \$ (18,809,967) |
| Undesignated Expansion Cash and Investments | | |
| Cash received from taxes | 64,443,574 | \$ 59,144,724 |
| Distributions to Government Agencies | (83,819) | \$ (250,000) |
| Net cash provided by noncapital financing activities | 64,359,755 | \$ 58,894,724 |
| Cash flows from capital and related financing activities: | | |
| Acquisition and construction of capital assets | (54,160,907) | \$ (17,658,422) |
| Repayment of bonds and long term liabilities | (4,605,000) | \$ (52,725,000) |
| Interest paid | (2,890,105) | \$ (2,518,853) |
| Insurance proceeds | 1,430,738 | \$ - |
| Cash paid for bond issuance costs | (708,807) | \$ (330,116) |
| Proceeds from 2023 bond issue | 118,401,351 | \$ 29,156,102 |
| Net cash used in capital and related financing activities | 57,467,270 | \$ (44,076,289) |
| Cash flows from investing activities: | | |
| Purchases of investment securities | (644,445,108) | \$ (245,117,541) |
| Investment sales and maturities | 539,299,307 | \$ 247,659,763 |
| Lease deposits | - | \$ 2,053,074 |
| Interest payments received | 8,968,095 | \$ 1,841,237 |
| Net cash provided by (used in) investing activities | (96,177,706) | \$ 6,436,533 |
| Net increase (decrease) in cash and cash equivalents | 629,706 | \$ 2,445,001 |
| Cash and cash equivalents at beginning of year | 27,183,547 | \$ 24,738,544 |
| Cash and cash equivalents at month end | 27,813,253 | \$ 27,183,545 |
| Reconciliation of loss from operations to net | | |
| Cash used in operating activities: | | |
| Loss from operations | (46,675,281) | \$ (40,983,901) |
| Adjustments to reconcile loss from operations to net | | \$ - |
| Cash used in operating activities: | | \$ - |
| Depreciation | 23,976,641 | \$ 23,196,844 |
| Increase and decrease in: | | |
| Accounts receivable | (4,173,824) | \$ (3,648,928) |
| Prepaid and other assets | (548,368) | \$ 127,040 |
| Accounts payable and accrued expenses | 2,313,908 | \$ 541,409 |
| Unearned revenue | 87,311 | \$ 1,957,569 |
| Net cash used in operating activities | (25,019,613) | \$ (18,809,967) |
| Reconciliation to Statements of Net Position | | |
| Cash - current assets | 15,028,724 | \$ 14,645,486 |
| Cash, restricted primarily for construction and debt service | 5,383,794 | \$ 5,378,516 |
| Cash, restricted to satisfy Cooperative Endeavor Agreements | 7,400,735 | \$ 7,159,544 |
| Total cash | 27,813,253 | \$ 27,183,546 |

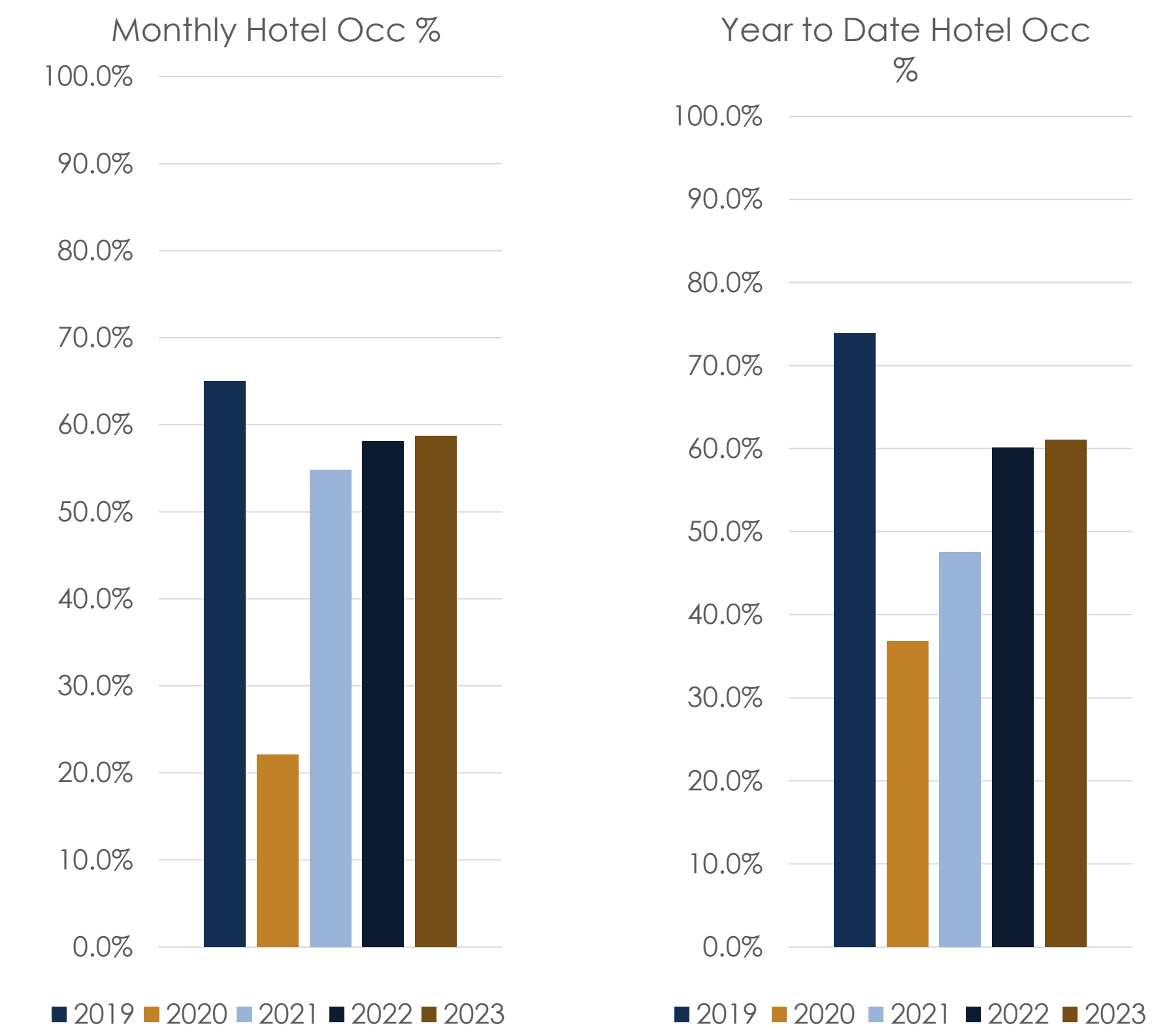
AUTHORITY TAX COLLECTIONS

2019-2023



Revised Annual Budget = \$66,548,270

DECEMBER HOTEL STATISTICS



2019 YTD Rev/Par = \$131.34; 2020 YTD Rev/Par = \$54.15; 2021 YTD Rev/Par = \$75.45; 2022 YTD Rev/Par = \$123.2; 2023 YTD Rev/Par = \$121.81

CAPITAL IMPROVEMENT PLAN – DECEMBER 31, 2023

| Project Description | Status | Project Budget | Obligations to Date (thru 12/31/23) | Actuals to Date (thru 12/31/23) | Remaining Obligations | Year To date Actuals (December) | 2023 Revised Budget |
|---|-----------|-----------------------|-------------------------------------|---------------------------------|-----------------------|---------------------------------|----------------------|
| Design & Administration | | | | | | | |
| 11288 Research and Development | | \$ 9,766,003 | \$ 6,471,520 | \$ 2,590,968 | \$ 3,880,552 | \$ 213,031 | \$ 3,000,000 |
| 8131 Development Site Preparation | | \$ 26,000,000 | \$ 3,131,324 | \$ 3,131,324 | \$ - | \$ 1,981,727 | \$ 25,648,507 |
| SUB TOTAL | | 35,766,003 | 9,602,844 | 5,722,292 | 3,880,552 | 2,194,758 | 28,648,507 |
| Construction - Internal | | | | | | | |
| 7077 Digital Directional Signage | | \$ 3,000,000 | \$ 2,247,706 | \$ 2,166,842 | \$ 80,864 | \$ - | \$ 100,000 |
| 8245 Annual Capital Projects | | \$ 40,000,000 | \$ 27,019,228 | \$ 24,533,740 | \$ 2,485,488 | \$ 1,807,783 | \$ 2,780,126 |
| SUB TOTAL | | 43,000,000 | 29,266,934 | 26,700,582 | 2,566,352 | 1,807,783 | 2,880,126 |
| Construction - CMAR | | | | | | | |
| 7074 Roof Replacement | | \$ 47,712,352 | \$ 31,177,482 | \$ 31,137,928 | \$ 39,554 | \$ 28,341,907 | \$ 30,000,000 |
| 8527 Stage 1 (Meeting Rooms, Lobbies & Prefunction Areas) | | \$ 109,198,538 | \$ 28,783,038 | \$ 28,642,993 | \$ 140,045 | \$ 22,449,323 | \$ 25,000,000 |
| 13909 Stage 2 (Immersive Interventions and Multi-purpose space) | | \$ 205,999,071 | \$ 5,864,064 | \$ 5,864,064 | \$ - | \$ 649,104 | \$ 3,500,000 |
| SUB TOTAL | | 362,909,961 | 65,824,584 | 65,644,985 | 179,599 | 51,440,334 | 58,500,000 |
| IT Upgrades | | | | | | | |
| 8528 Data Center | | | \$ 5,107,369 | \$ 5,107,369 | \$ - | \$ 48,022 | |
| 8528 Infrastructure Access Control | | | \$ 1,179,264 | \$ 1,135,024 | \$ 44,240 | \$ 639,729 | |
| 8528 Infrastructure Fiber | | | \$ 9,744,694 | \$ 9,736,036 | \$ 8,657 | \$ 1,115,171 | |
| 8528 Infrastructure WiFi | | | \$ 95,780 | \$ 95,779 | \$ - | \$ 72,694 | |
| 8528 Infrastructure Surveillance Solution | | | \$ 2,822,927 | \$ 2,822,927 | \$ - | \$ - | |
| SUB TOTAL | | 27,600,000 | 18,950,033 | 18,897,135 | 52,898 | 1,875,615 | 8,600,000 |
| Closeout/Completed | | | | | | | |
| 8247 Exhibit Hall Lighting Retrofit | Completed | \$ 8,002,417 | \$ 8,002,417 | \$ 8,002,417 | \$ - | \$ - | \$ - |
| 7937 Speak Easys | Completed | \$ 1,900,000 | \$ 1,900,000 | \$ 1,884,461 | \$ 15,539 | \$ - | \$ 16,045 |
| 8246 Linear Park & Transportation Center | Completed | \$ 64,372,620 | \$ 64,372,620 | \$ 64,347,620 | \$ 25,000 | \$ - | \$ 25,000 |
| 7050 Morial Memorial | Completed | \$ 1,561,844 | \$ 1,561,844 | \$ 1,561,844 | \$ - | \$ - | \$ - |
| 7879 Restrooms | Completed | \$ 11,887,155 | \$ 10,198,678 | \$ 10,182,515 | \$ 16,163 | \$ - | \$ 16,163 |
| SUB TOTAL | | 87,724,036 | 86,035,559 | 85,978,857 | 56,702 | - | 57,208 |
| GRAND TOTAL | | \$ 557,000,000 | \$ 209,679,954 | \$ 202,943,850 | \$ 6,736,103 | \$ 57,318,489 | \$ 98,685,841 |